	<p style="text-align: center;">Accessible Parking Shasta County Department of Resource Management Building Division 1855 Placer Street, Suite 102 Redding, CA 96001-1759 (530) 225-5761 * Fax (530) 245-6468</p>	<p style="text-align: center;">Handout 115 11/09 Page 1 of 4</p>
---	---	--

2007 CALIFORNIA BUILDING CODE – ACCESSIBLE PARKING

General

Each lot or parking structure where parking is provided for the public as clients, guests, or employees shall provide accessible parking as required by this section. Accessible parking spaces serving a particular building shall be located on the shortest accessible route of travel from adjacent parking to an accessible entrance. In buildings with multiple accessible entrances with adjacent parking, accessible parking spaces shall be dispersed and located closest to the accessible entrances.

Less than Five Spaces: When less than five parking spaces are provided at buildings and facilities subject to these regulations, one space shall be 14 feet wide and lined to provide a 9-foot parking area and a 5-foot loading and unloading area. However, there is no requirement that the space be reserved exclusively or identified for use by persons with disabilities only.

Parking Space

Where single spaces are provided, they shall be 14 feet wide and outlined to provide a 9-foot parking area and a 5-foot loading and unloading access aisle on the passenger side of the vehicle. Van Space(s). One in every eight accessible spaces, but not less than one, shall be served by an access aisle 96 inches wide minimum placed on the side opposite the driver’s side when the vehicle is going forward into the parking space and shall be designated van accessible.

In each parking area, a bumper or curb shall be provided and located to prevent encroachment of cars over the required width of walkways. Also, the space shall be so located that persons with disabilities are not compelled to wheel or walk behind parked cars other than their own. Slopes of accessible parking spaces shall be the minimum possible and shall not exceed 1 unit vertical to 50 units horizontal (2% slope) in any direction.

Identification of Parking Spaces.

Each parking space reserved for persons with disabilities shall be identified by a reflectorized sign permanently posted immediately adjacent to and visible from each stall or space, consisting of a profile view of a wheelchair with occupant in white on dark blue background. **The sign shall not be smaller than 70 square inches in area** and, when in a path of travel, shall be posted at a minimum height of 80 inches from the bottom of the sign to the parking space finished grade. Below the 70 Square inch sign, provide an **additional sign stating “Minimum Fine \$250.00.”** Signs may also be centered on the wall at the interior end of the parking space at a minimum height of 36 inches from the parking space finished grade, ground or sidewalk. Van-accessible spaces shall have an additional sign stating “Van-Accessible” mounted below the symbol of accessibility.

An additional sign shall also be posted in a conspicuous place at each entrance to off-street parking facilities, or immediately adjacent to and visible from each stall or space. The sign shall not be less than 17 inches by 22 inches in size with lettering not less than 1 inch in height with the wording as shown in the attached sample.

The surface of each accessible parking space or stall shall have a surface identification duplicating either of the following schemes: 1. By outlining or painting the stall or space in blue and outlining on the ground in the stall or space in white or suitable contrasting color a profile view depicting a wheelchair with occupant; or 2. By outlining a profile view of a wheelchair with occupant in white on blue background. The profile view shall be located so that it is visible to a traffic enforcement officer when a vehicle is properly parked in the space and shall be 36 inches.



Accessible Parking

Shasta County

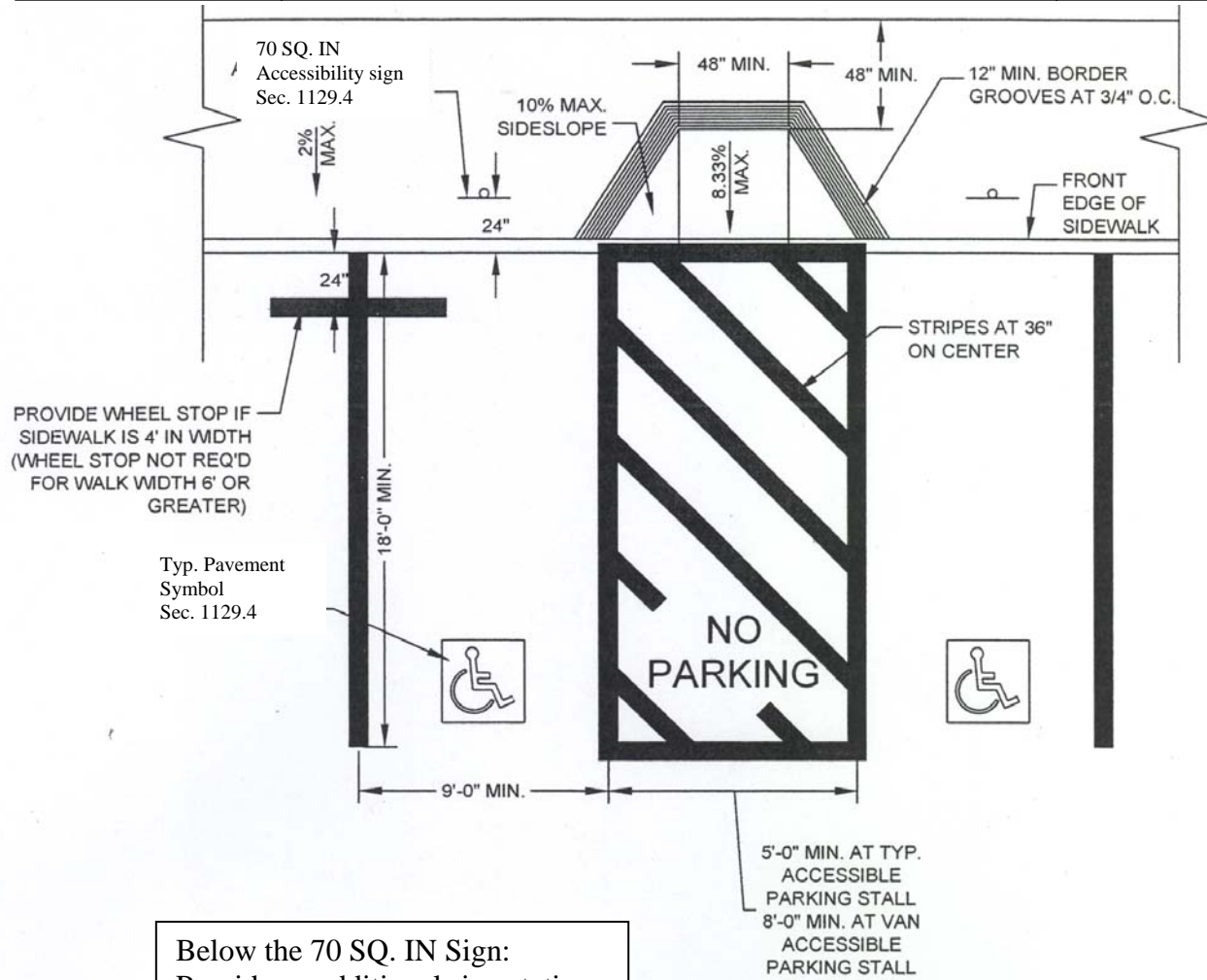
Department of Resource Management Building Division

1855 Placer Street, Suite 102 Redding, CA 96001-1759
(530) 225-5761 * Fax (530) 245-6468

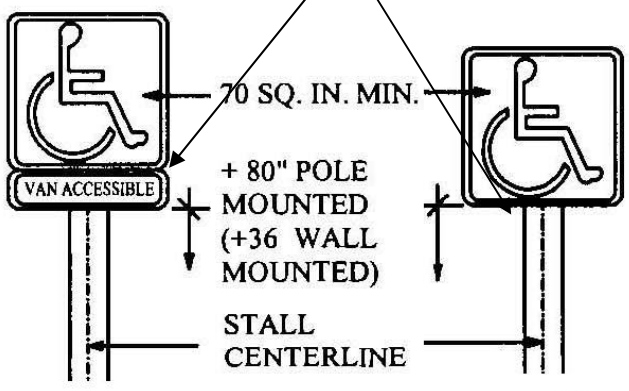
Handout

115

11/09
Page 2 of 4



Below the 70 SQ. IN Sign:
Provide an additional sign stating
"Minimum Fine \$250.00"



Accessibility Sign Sec 1129B.4

Total number of off street parking	Minimum number of accessible spaces
1-25	1
26-50	2
51-75	3
76-100	4

One in very eight spaces, but not less than one, must be van-accessible.



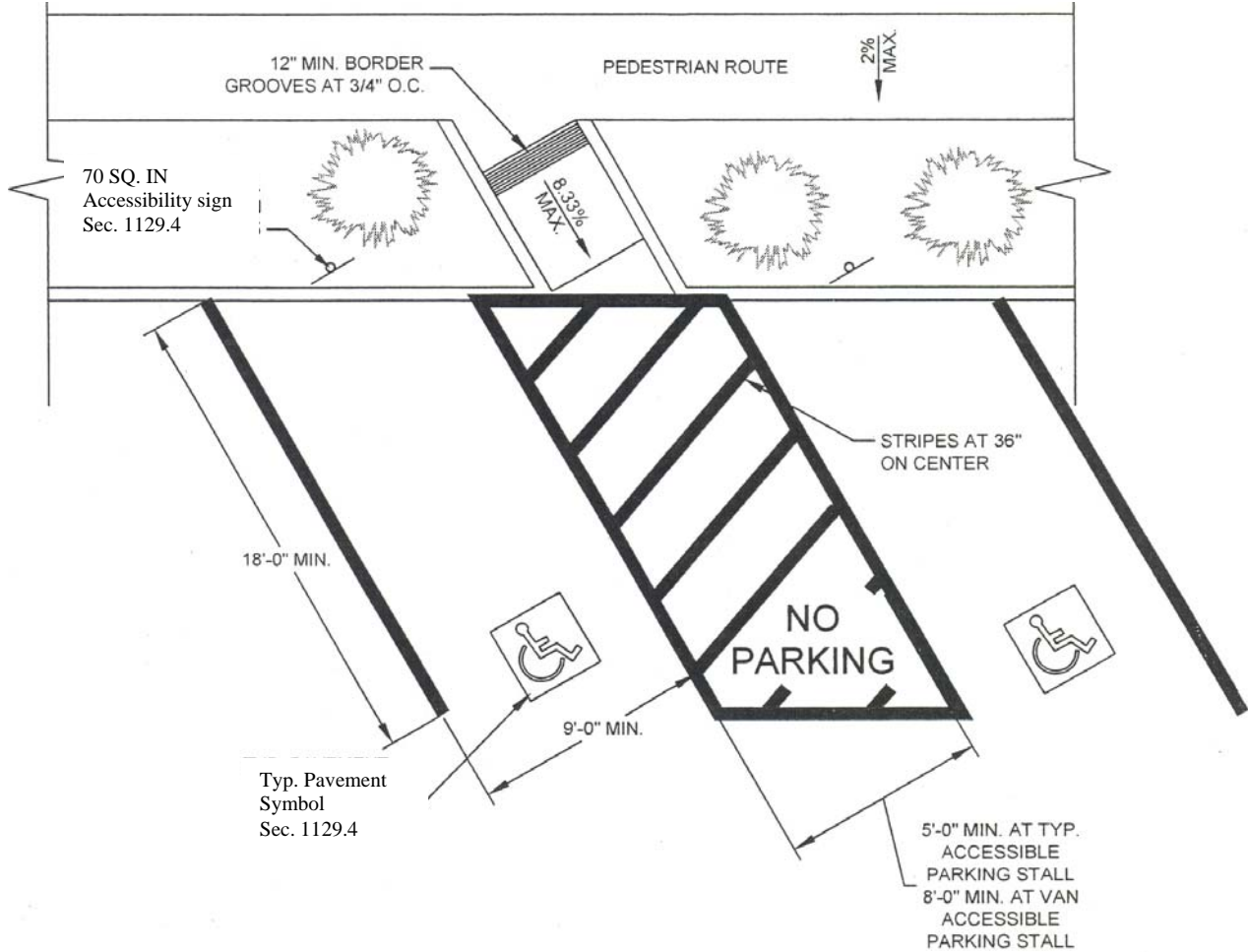
Accessible Parking
Shasta County
Department of Resource Management
Building Division

1855 Placer Street, Suite 102 Redding, CA 96001-1759
 (530) 225-5761 * Fax (530) 245-6468

Handout

115

11/09
 Page 3 of 4

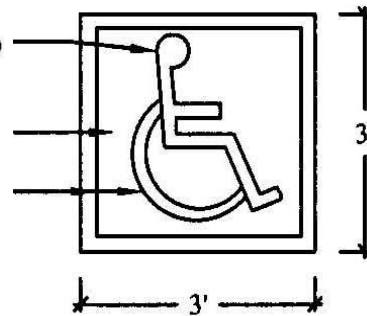


Site Entry Sign. Minimum 1'5" wide by 1'10" high

INTERNATIONAL DISABLED SYMBOL

DARK BLUE BACKGROUND

2" PAINTED WHITE LINES



Parking Stall Surface Identification



Accessible Parking

Shasta County

Department of Resource Management

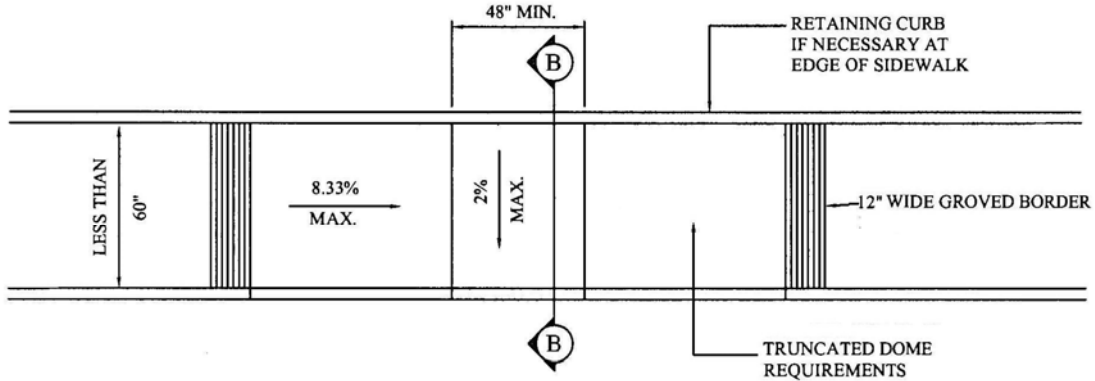
Building Division

1855 Placer Street, Suite 102 Redding, CA 96001-1759
(530) 225-5761 * Fax (530) 245-6468

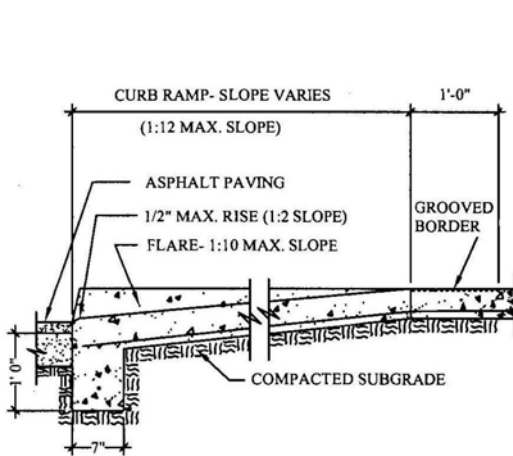
Handout

115

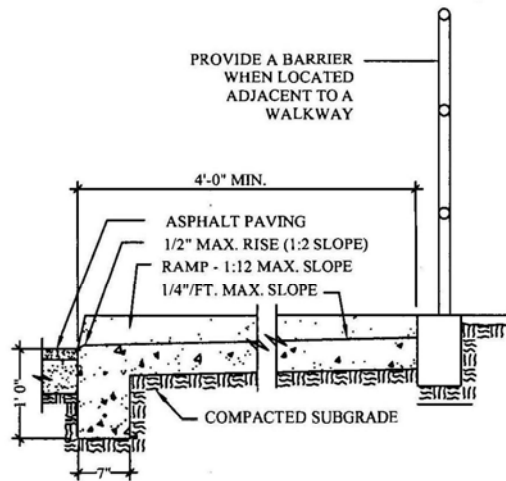
11/09
Page 4 of 4



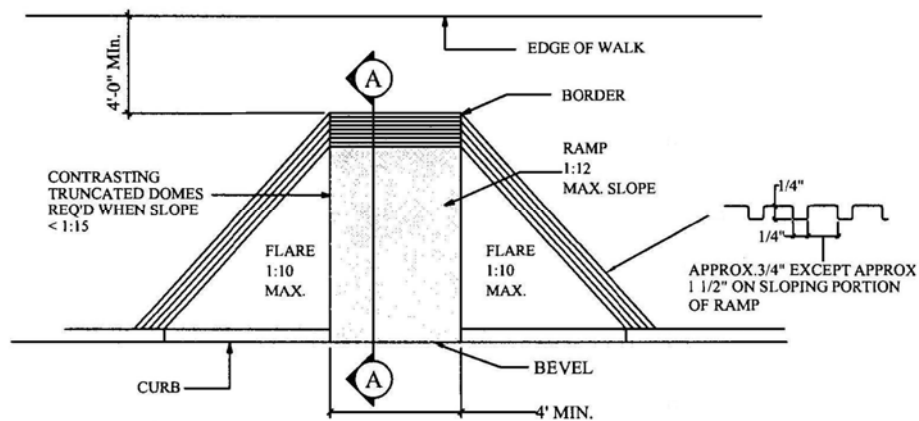
SIDEWALK LESS THAN 60" WIDE



CURB RAMP SECTION



CURB RAMP SECTION



TRUNCATED DOME CURB RAMP