



**NorCal CoC PIT Committee Meeting  
April 19, 2022**

**10:00 am - 11:00 am**

**Please join my meeting from your computer, tablet or smartphone.**

<https://global.gotomeeting.com/join/993365797>

**You can also dial in using your phone.**

United States: [+1 \(872\) 240-3212](tel:+18722403212)

**Access Code:** 993-365-797

**To Address the Board:** Members of the public may address the Board on any agenda item. Pursuant to the Brown Act (Govt. Code section 54950, et seq.) Board action or discussion cannot be taken on non-agenda matters but the board may briefly respond to statements or questions. Persons wishing to address the Board on agenda items or during public comment please sign up by emailing Shannon Goodwin at [smgoodwin@co.shasta.ca.us](mailto:smgoodwin@co.shasta.ca.us). You may also submit your public comment via email that will be read into the record.

- 1. Call to Order/Quorum Established/Introductions**
- 2. Public Comments (limited to 3 mins. per comment)**  
Members of the public will have the opportunity to address the Board on any issue within the jurisdiction of the Board. Speakers will be limited to three minutes.
- 3. Approval of Meeting Minutes**  
Board members will review and approve minutes from the March 15, 2022 meeting. (Attachment A)
- 4. Action**
  - I. Continuing State of Emergency Teleconferencing (Standing)
  - II. Updated Committee Calendar (Attachment B)
  - III. Approve New Members
    - i. Krystal Dalton- Alternate Lassen (attachment C)
- 5. Discussion**
  - I. Final PIT Report (Attachment D)
- 6. County Updates**

<b>PIT</b>
<b>Committee Members</b>
<b>Duane Kegg</b> County of Siskiyou, Chair
<b>Grace Poor</b> County of Lassen, Vice-Chair
<b>Lauri Marsh</b> County of Sierra
<b>Rebecca Green</b> County of Del Norte
<b>Cathy Rahmeyer</b> County of Plumas
<b>Carol Madison</b> County of Modoc
<b>David Colefield</b> County of Shasta



# NorCal Continuum of Care™

- I. Del Norte
- II. Lassen
- III. Modoc
- IV. Plumas
- V. Shasta
- VI. Sierra
- VII. Siskiyou

## 7. Discussion Items for Next Meeting

## 8. Adjournment

**Next Meeting**  
May 17, 2022

**10:00 am – 11:00 am**

If requested, the agenda shall be made available in appropriate alternative formats to persons with a disability, as required by Section 202 of the Americans with Disabilities Act of 1990 (42 U.S.C. Sec. 12132), and the federal rules and regulations adopted in implementation thereof. You may contact the Shasta County Housing and Community Action Agency at 530-225-5160 for disability-related modifications or accommodations, including auxiliary aids or services, in order to participate in the public meeting. **The agenda shall include information regarding how, to whom, and when a request for disability-related modification or accommodation, including auxiliary aids or services, may be made by a person with a disability who requires a modification or accommodation in order to participate in the public meeting.**



**NorCal CoC HMIS Committee Meeting Minutes  
March 15, 2022  
10:00am –11:00am  
Via Teleconference**

**1. Call to Order/Quorum Established/Introductions**

Meeting was called to order at 10:00 am by Duane Kegg. Quorum was established.

Present: Duane Kegg, Grace Poor, Rebecca Green, Cathy Rahmeyer, David Colefield

Not in attendance: Lauri Marsh and Carol Madison

Alternates: Roy Jackson

Lead Agency: Keith Anderson and Shannon Goodwin

**2. Public Comments (limited to 3mins. Per comment)**

None

**3. Approval of Meeting Minutes:**

Motion was made to approve the minutes with correction of the date by Grace Poor. Motion was seconded by Cathy Rahmeyer.

Roll Call taken: All-Approved Non-opposed

**4. Action**

**I. Continuing State Emergency Teleconferencing (standing)**

Duane Kegg made a motion to continue with the State of Emergency Teleconferencing. The motion was seconded by David Colefield.

Roll Call vote was taken: All- approved Non-opposed

**II. Select 2023 PIT Date**

Grace started the discussion around keeping it with the last Tuesday, in January. Crystal from Lassen stated this worked great because it provided time to count and then time to do the data entry. All agreed that this timeline worked.



Grace made a Motion to make January 24, 2023 the next date for the next PIT Count. Motion was seconded by Cathy Rahmeyer.  
Roll vote was taken. All-approved Non-opposed

## 5. Discussion

### I. PIT/HIC extrapolation

Keith explained the extrapolation process. He explained that Lead Agency is currently working on compiling the information needed to complete the HUD Report. There were 100 surveys kicked out, because the people did not meet HUD's definition of homeless.

HIC count was higher but, there were problems with surveys being incorrectly filled out. Keith suggested that next year, an example of how to fill out the form be provided to the volunteers working the shelters. He suggested this accompany more training by Lead Agency.

Our numbers did not meet the 80% requirement set by HUD. Keith contacted HUD and was told by HUD representative, William Snow we are approved to use the extrapolation tool.

We had a total of 1588 surveys for the entire CoC. There were 222 missing surveys for the Sheltered Count. We continue to have a problem with the HIC count. Numbers do not match what was reported on the PIT and HIC with locations. Broken down there are 1076 unsheltered surveys and 734 sheltered surveys.

Lead Agency is working on breaking down the numbers by County. Roy Jackson asked when these would be available. Keith hopes to have them available for the next meeting. However, his main concentration is to complete the HUD Report.

Keith asked if there was anything anyone would like to see on the Executive Board Report. Grace suggested there be a section that reflected any major event that affected the count. Like, fire and COVID Report. Cathy asked that all categories be represented on the Report. She specially was looking for those released from incarceration and those with felonies affecting their ability to rent.

Keith explained that the Executive Board Report was for CoC use so it could be tailored to fit the needs of all the counties. He used Shasta County as an example. They would like the mortality rate among the homeless tracked, as they have seen an increase in numbers.

Keith encouraged everyone to go back to their Advisory Boards and have a discussion and send any thoughts or suggestions to himself or Shannon Goodwin at Lead Agency.



# NorCal Continuum of Care™

Keith also explained that the PIT Coordinator needed to be the person representing each county on the PIT Committee. He suggested they all start getting feedback from Volunteers on things that they believed would smooth out completing the Counting Us Surveys.

Del Norte county is considering solely using the App. There was a discussion about not having the paper as back up. Duane stated that his Volunteers might find the App challenging. Keith said that Shasta has only been using the App for the past couple of years and it seems to be affective. He went on to state that this is a County decision on how they complete the count. HUD regulations state that Surveys are valid for 7days after completion.

## 6. County Updates

None of the representatives had anything new updates.

## 7. Discussion Items for Next Meeting

- a. PIT Calendar
- b. Final PIT Report

## 8. Adjournment

Motion was made by Cathy Rahmeyer to adjourn the meeting. Motion was seconded by Grace Poor. Roll Call Vote was taken: All-approved Non-opposed

Next Meeting  
April 19, 2022  
10:00am – 11:00am



**NorCal**  
**Continuum of Care**™

DRAFT

**NorCal CoC PIT Committee  
2022 Meeting Calendar**

January						
S	M	T	W	T	F	S
						1
2	3	4	5	6	7	8
9	10	11	12	13	14	15
16	17	18	19	20	21	22
23	24	25	26	27	28	29
30	31					

February						
S	M	T	W	T	F	S
		1	2	3	4	5
6	7	8	9	10	11	12
13	14	15	16	17	18	19
20	21	22	23	24	25	26
27	28					

March						
S	M	T	W	T	F	S
		1	2	3	4	5
6	7	8	9	10	11	12
13	14	15	16	17	18	19
20	21	22	23	24	25	26
27	28	29	30	31		

April						
S	M	T	W	T	F	S
					1	2
3	4	5	6	7	8	9
10	11	12	13	14	15	16
17	18	19	20	21	22	23
24	25	26	27	28	29	30

May						
S	M	T	W	T	F	S
1	2	3	4	5	6	7
8	9	10	11	12	13	14
15	16	17	18	19	20	21
22	23	24	25	26	27	28
29	30	31				

June						
S	M	T	W	T	F	S
				1	2	3
4	5	6	7	8	9	10
11	12	13	14	15	16	17
18	19	20	21	22	23	24
25	26	27	28	29	30	

July						
S	M	T	W	T	F	S
						1
2	3	4	5	6	7	8
9	10	11	12	13	14	15
16	17	18	19	20	21	22
23	24	25	26	27	28	29
30	31					

August						
S	M	T	W	T	F	S
		1	2	3	4	5
6	7	8	9	10	11	12
13	14	15	16	17	18	19
20	21	22	23	24	25	26
27	28	29	30	31		

September						
S	M	T	W	T	F	S
					1	2
3	4	5	6	7	8	9
10	11	12	13	14	15	16
17	18	19	20	21	22	23
24	25	26	27	28	29	30

October						
S	M	T	W	T	F	S
						1
2	3	4	5	6	7	8
9	10	11	12	13	14	15
16	17	18	19	20	21	22
23	24	25	26	27	28	29
30	31					

November						
S	M	T	W	T	F	S
		1	2	3	4	5
6	7	8	9	10	11	12
13	14	15	16	17	18	19
20	21	22	23	24	25	26
27	28	29	30			

December						
S	M	T	W	T	F	S
					1	2
3	4	5	6	7	8	9
10	11	12	13	14	15	16
17	18	19	20	21	22	23
24	25	26	27	28	29	30
31						

Scheduled Meeting

Holiday



**Executive Committee Name** PIT Committee

**Name** Krystal Dalton **County** Lassen

**Phone** 530-251-2751 **Title** Housing Grants Specialist

**Email** Kdalton@co.lassen.ca.us **Agency Name** Lassen County Health & Social Svcs

**Select the category that best describes you:**

- Member Appointed by Executive Board on** \_\_\_\_\_
- Alternate Appointed by Executive Board on** 03/17/2022
- Participant or Volunteer**

I understand that I will attend, with frequency, the above-named Committee, when scheduled. I will collaboratively participate at each meeting and will share knowledge and information freely.

If I am a member:

- I will notify the alternate member if I cannot attend a meeting.
- I will provide updates to my local Advisory Board on progress and/or action items of the Committee.
- I will discuss with my Executive Board member on the action items from the Committee that will be up and coming on the Executive Board agenda.

**Signature:** \_\_\_\_\_

**Date:** 03/23/2022



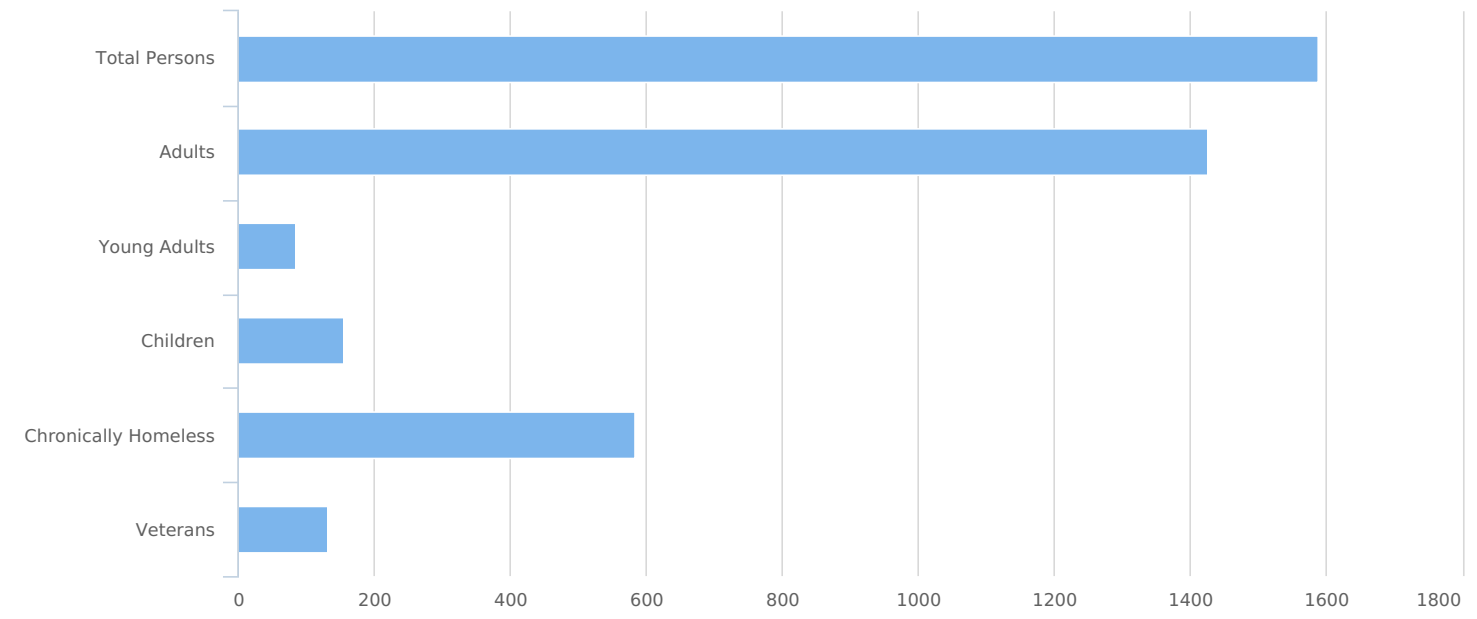
# HUD Point in Time Report - Combined

Count:	NorCal CoC 2022 Point in Time Count	Geography:	All Geographies
Created by:	Tunison,Paul	Created on:	04/13/2022 4:58 PM

## Summary

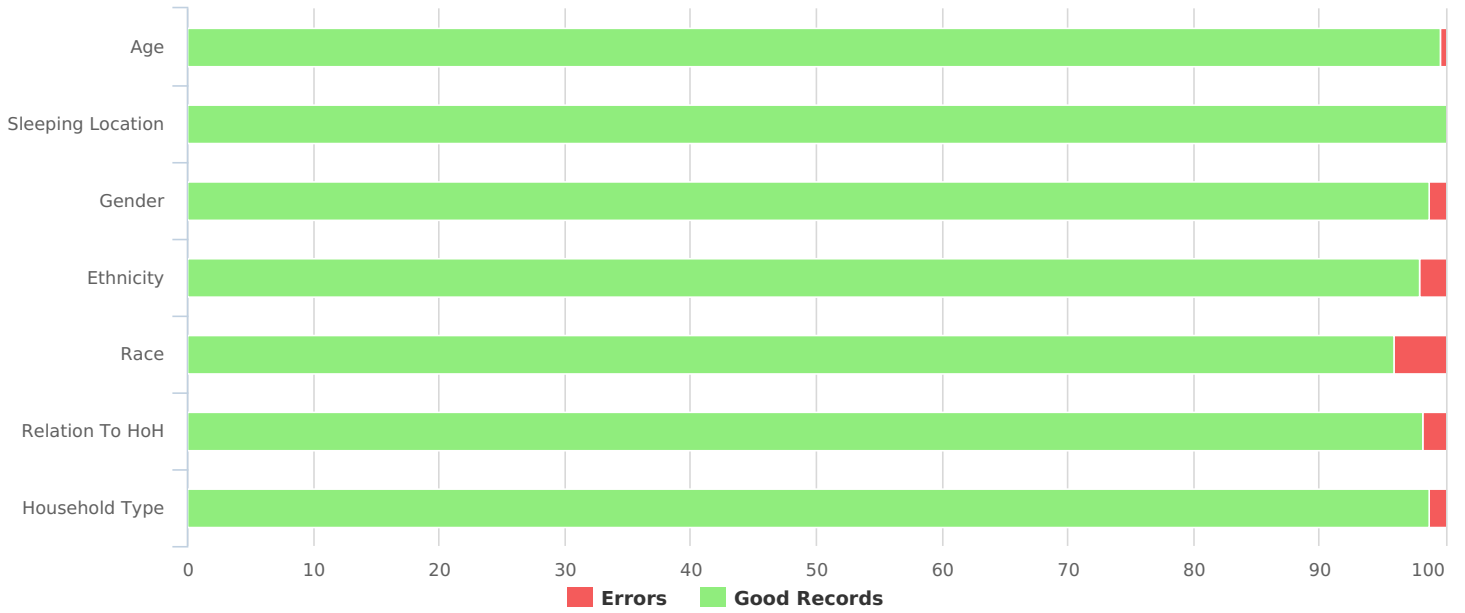


Total Persons	1588
Adults (age 18 or older)	1425
Young Adults (age 18 to 24)	85
Children (under age 18)	156
Unknown Age	7
Unknown Age - Believe to be Adult	7
Unknown Age - Believe to be Young Adult (18-24)	0
Unknown Age - Believe to be Adult (25+)	7
Unknown Age - Believe to be Child	0
Chronically Homeless	583
Veterans	132



## Data Quality Checks

Persons Missing Age Information	7
Persons Missing Sleeping Location	0
Persons Missing Gender	21
Persons Missing Ethnicity	33
Persons Missing Race	64
Persons Missing Relation to HoH	28
Persons with Unknown Household Type	20



## All Households

### Households with at Least one Adult and One Child

#### Household and Person Breakdown

Total Number of Households	85
Total Number of Persons	275
Number of Children (under age 18)	152
Number of Young Adults (age 18 to 24)	15
Number of Adults (age 25 or older)	108

#### Gender

Female	145
Male	129
Transgender	0
A gender other than singularly female or male (e.g., nonbinary, genderfluid, agender, culturally specific gender)	0
Questioning	0

#### Ethnicity

Non-Hispanic/Non-Latin(a)(o)(x)	233
Hispanic/Latin(a)(o)(x)	35

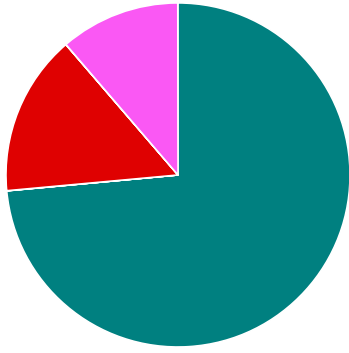
#### Race

White	189
Black, African American or African	0
Asian	0
American Indian, Alaska Native, or Indigenous	39
Native Hawaiian or Pacific Islander	0
Multiple Races	29

#### Chronically Homeless

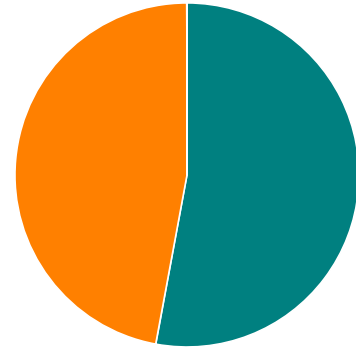
Total Number of Households	8
Total Number of Persons	28

Race



White Black or African American Asian  
American Indian Native Hawaiian Multiple

Gender



Female Male Transgender  
A gender other than singularly... Questioning

# Households without Children

## Household and Person Breakdown

Total Number of Households	1175
Total Number of Persons	1292
Number of Young Adults (age 18 to 24)	70
Number of Adults (age 25 or older)	1222

## Gender

Female	440
Male	818
Transgender	1
A gender other than singularly female or male (e.g., nonbinary, genderfluid, agender, culturally specific gender)	5
Questioning	8

## Ethnicity

Non-Hispanic/Non-Latin(a)(o)(x)	1118
Hispanic/Latin(a)(o)(x)	102

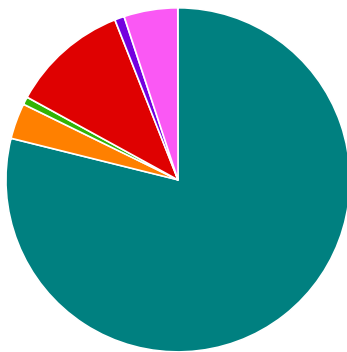
## Race

White	964
Black, African American or African	41
Asian	9
American Indian, Alaska Native, or Indigenous	135
Native Hawaiian or Pacific Islander	11
Multiple Races	62

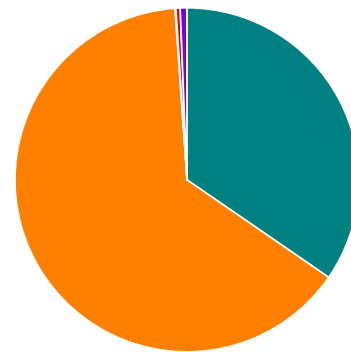
## Chronically Homeless

Total Number of Persons	550
-------------------------	-----

Race



Gender



■ White
 ■ Black or African American
 ■ Asian
 ■ American Indian
 ■ Native Hawaiian
 ■ Multiple

■ Female
 ■ Male
 ■ Transgender
 ■ A gender other than singularly...
 ■ Questioning

# Households with Only Children

## Household and Person Breakdown

Total Number of Households	1
Total Number of Children	1

## Gender

Female	0
Male	1
Transgender	0
A gender other than singularly female or male (e.g., nonbinary, genderfluid, agender, culturally specific gender)	0
Questioning	0

## Ethnicity

Non-Hispanic/Non-Latin(a)(o)(x)	1
Hispanic/Latin(a)(o)(x)	0

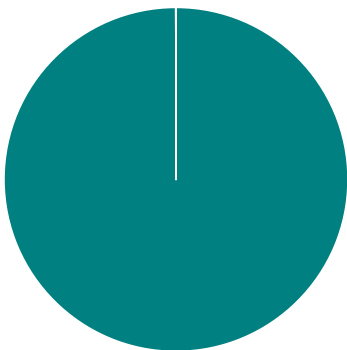
## Race

White	1
Black, African American or African	0
Asian	0
American Indian, Alaska Native, or Indigenous	0
Native Hawaiian or Pacific Islander	0
Multiple Races	0

## Chronically Homeless

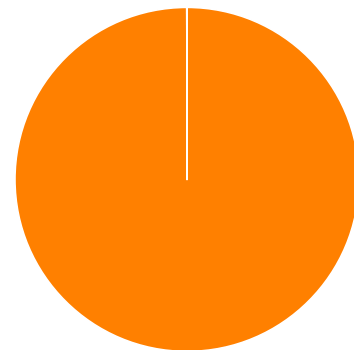
Total Number of Persons	0
-------------------------	---

Race



■ White 
 ■ Black or African American 
 ■ Asian 
 ■ American Indian 
 ■ Native Hawaiian 
 ■ Multiple

Gender



■ Female 
 ■ Male 
 ■ Transgender 
 ■ A gender other than singularly... 
 ■ Questioning

# Veteran Households

## Veteran Households with at Least One Adult and One Child

### Household and Person Breakdown

Total Number of Households	6
Total Number of Persons	20
Total Number of Veterans	6

### Gender

Female	0
Male	6
Transgender	0
A gender other than singularly female or male (e.g., nonbinary, genderfluid, agender, culturally specific gender)	0
Questioning	0

### Ethnicity

Non-Hispanic/Non-Latin(a)(o)(x)	3
Hispanic/Latin(a)(o)(x)	2

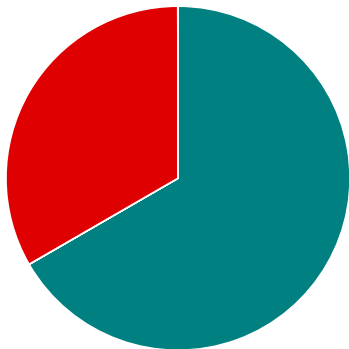
### Race

White	4
Black, African American or African	0
Asian	0
American Indian, Alaska Native, or Indigenous	2
Native Hawaiian or Pacific Islander	0
Multiple Races	0

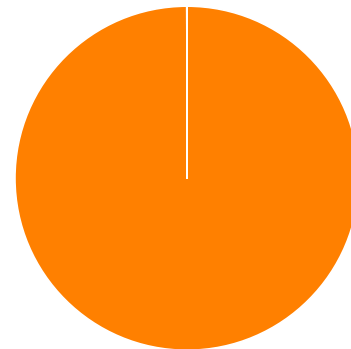
### Chronically Homeless

Total Number of Households	1
Total Number of Persons	4

Race



Gender



■ White
 ■ Black or African American
 ■ Asian
 ■ American Indian
 ■ Native Hawaiian
 ■ Multiple

■ Female
 ■ Male
 ■ Transgender
 ■ A gender other than singularly...
 ■ Questioning

# Veteran Households without Children

## Household and Person Breakdown

Total Number of Households	123
Total Number of Persons	141
Total Number of Veterans	124

## Gender

Female	10
Male	110
Transgender	0
A gender other than singularly female or male (e.g., nonbinary, genderfluid, agender, culturally specific gender)	1
Questioning	0

## Ethnicity

Non-Hispanic/Non-Latin(a)(o)(x)	112
Hispanic/Latin(a)(o)(x)	7

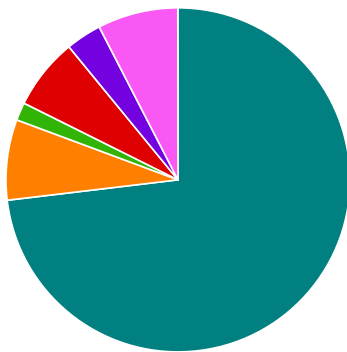
## Race

White	87
Black, African American or African	9
Asian	2
American Indian, Alaska Native, or Indigenous	8
Native Hawaiian or Pacific Islander	4
Multiple Races	9

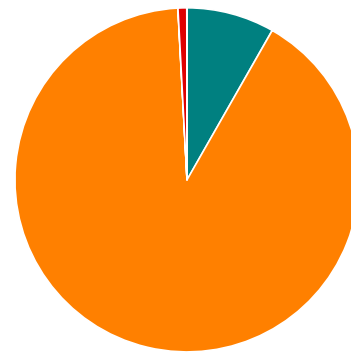
## Chronically Homeless

Total Number of Households	44
Total Number of Persons	53

Race



Gender



■ White
 ■ Black or African American
 ■ Asian
 ■ American Indian
 ■ Native Hawaiian
 ■ Multiple

■ Female
 ■ Male
 ■ Transgender
 ■ A gender other than singularly...
 ■ Questioning



# Youth Households

## Unaccompanied Youth Households

### Household and Person Breakdown

Total Number of Unaccompanied Youth Households	57
Total Number of Unaccompanied Youth	61
Total Number of Unaccompanied Youth (under age 18)	2
Total Number of Unaccompanied Youth (18 to 24)	59

### Gender

Female	27
Male	34
Transgender	0
A gender other than singularly female or male (e.g., nonbinary, genderfluid, agender, culturally specific gender)	0
Questioning	0

### Ethnicity

Non-Hispanic/Non-Latin(a)(o)(x)	47
Hispanic/Latin(a)(o)(x)	8

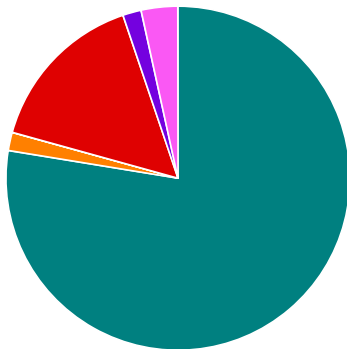
### Race

White	45
Black, African American or African	1
Asian	0
American Indian, Alaska Native, or Indigenous	9
Native Hawaiian or Pacific Islander	1
Multiple Races	2

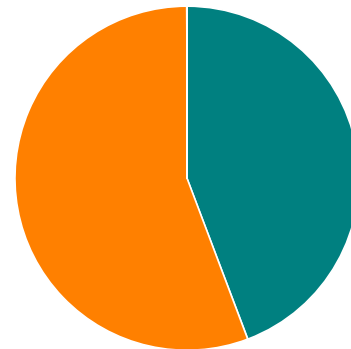
### Chronically Homeless

Total Number of Persons	13
-------------------------	----

Race



Gender



■ White
 ■ Black or African American
 ■ Asian
 ■ American Indian
 ■ Native Hawaiian
 ■ Multiple

■ Female
 ■ Male
 ■ Transgender
 ■ A gender other than singularly...
 ■ Questioning

# Parenting Youth

## Household and Person Breakdown

Total Number of Parenting Youth Households	6
Total Number of Persons in Parenting Youth Households	16
Total Parenting Youth	8
Total Children in Parenting Youth Households	8
Number of Parenting Youth Under 18	0
Children in Households with Parenting Youth Under 18	0
Number of Parenting Youth 18 to 24	8
Children in Households with Parenting Youth 18 to 24	8

## Gender

Female	6
Male	2
Transgender	0
A gender other than singularly female or male (e.g., nonbinary, genderfluid, agender, culturally specific gender)	0
Questioning	0

## Ethnicity

Non-Hispanic/Non-Latin(a)(o)(x)	7
Hispanic/Latin(a)(o)(x)	1

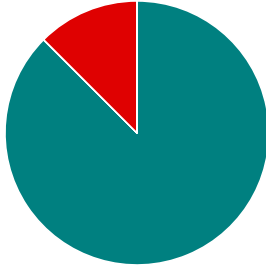
## Race

White	7
Black, African American or African	0
Asian	0
American Indian, Alaska Native, or Indigenous	1
Native Hawaiian or Pacific Islander	0
Multiple Races	0

## Chronically Homeless

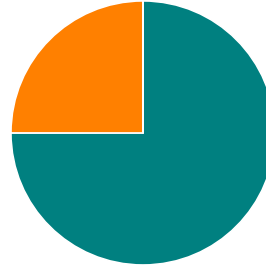
Total Number of Households	0
Total Number of Persons	0

Race



White Black or African American Asian  
American Indian Native Hawaiian Multiple

Gender



Female Male Transgender  
A gender other than singularly... Questioning

## Additional Homeless Populations (Adults Only)

Serious Mental Illness	396
Substance Use Disorder	288
HIV/AIDS	28
Survivors of Domestic Violence (optional)	144

