



NorCal CoC PIT Committee
Tuesday, January 19, 2021
10:30 to 11:30 am Via Teleconference

Please join the meeting from your computer, tablet or smartphone.

<https://www.gotomeet.me/MedeaHenderson>

You can also dial in using your phone.

United States: [+1 \(408\) 650-3123](tel:+14086503123)

Access Code: 900-625-949

-
1. Call to Order and Roll Call (Quorum Established)/ Introductions
 2. Public Comment Period: Public Comments can be submitted to: hmis@co.shasta.ca.us
The Chair reserves the right to limit each comment to three (3) minutes. Disclosure of a speaker's identity is purely voluntary during the public comment period.
 3. HMIS Lead Agency Updates
 - a) PIT App Update
 - i) Identify Regional Administrators
 - ii) DV Providers- DO NOT Use the App. There will be an alternative method to collect their data.
 - b) Volunteer Waiver and Confidentiality Forms – Attachment A
 - c) CoC PIT Report 2021 – Attachment B
 4. New Business – Action Items
 - a) Review and Approve Updated PIT Survey – Attachment C
 5. Discuss and Review each county's progress in organizing the PIT Count and discuss any support needs and/or suggestions. This is to include strategies around COVID-19.
 - a. Modoc
 - b. Del Norte
 - c. Siskiyou
 - d. Lassen
 - e. Plumas
 - f. Sierra
 - g. Shasta
 6. Agenda Items for Next Meeting
 7. Adjournment

If requested, the agenda shall be made available in appropriate alternative formats to persons with a disability, as required by Section 202 of the Americans with Disabilities Act of 1990 (42 U.S.C. Sec. 12132), and the federal rules and regulations adopted in implementation thereof. **Please contact hmis@co.shasta.ca.us**

**Point-in-Time Homeless Count
Volunteer Confidentiality Form**

Name: _____ Phone: _____
Address: _____
E-mail: _____
How did you learn about
the need for volunteers? _____

As a volunteer with the Point-in-time count, you will encounter community members that are homeless, have an illness, or are experiencing challenging times in their life. Some may complete the survey with little interaction while some may share their entire life story with you.

Respecting the privacy of our community member, staff, and volunteers is a priority for the NorCal Continuum of Care (CoC) in the counties of Shasta, Lassen, Plumas, Sierra, Siskiyou, Del Norte and Modoc, Personal, health and financial information is confidential and should not be disclosed or discussed with anyone. Care shall also be taken to ensure that unauthorized individuals do not overhear any discussion of confidential information and that documents containing confidential information are not left in the open or inadvertently shared.

Staff and volunteers will be exposed to information which is confidential and/or privileged and proprietary in nature. It is the policy of NorCal CoC that such information must be kept confidential both during and after volunteer service. Staff and volunteers are expected to return all surveys at the end of your shift.

As a volunteer for the PIT count, it is prohibited to:

- Take pictures of homeless encampments and homeless individuals and families,
- Take pictures in or outside of shelters, and community events serving the homeless.
- Post pictures and stories on social media,
- Text or email stories or pictures,
- Discuss your thoughts on what someone has “done wrong” in their life,
- Talk poorly of persons you’ve encountered, and
- Instill your personal views and/or religious beliefs on other volunteers and community members.

I understand that all information obtained during the count is confidential and is to be only used for the purpose of counting the number of homeless persons in our counties.

I have read and fully understand the information contained in this form and agree to the terms of this document.

Signature

Date

Volunteer Release and Waiver of Liability Form

I, _____ (volunteer), desire to work as a volunteer for the NorCal Continuum of Care (CoC) in the counties of Shasta, Lassen, Plumas, Sierra, Siskiyou, Del Norte and Modoc, and engage in activities related to service as a volunteer.

I understand that the scope of my relationship with the NorCal CoC is limited to a volunteer position, that I will not receive employee compensation from the NorCal CoC, and that I will not have nor will I acquire any employee rights or employee benefits of any kind from the NorCal CoC.

I understand that my participation as a volunteer and the use of County facilities is voluntary and is not being done at the direction of any County elected official, officer, employee, or agent.

I have been informed and recognize that my services as a volunteer may require physical activity. I have been informed that before beginning any program of physical activity, I should have a thorough physical examination by a physician who has been informed of my proposed participation as a volunteer and who is completely aware of my physical condition.

I acknowledge that I fully understand my services as a volunteer may involve risk of serious injury, death, or property damage, including losses which may result not only from my own actions, inactions or negligence, but also from the actions, inactions, or negligence of others, or the condition of the facilities, equipment, or areas where my services as a volunteer are being rendered.

Knowing and understanding the risks involved with my services as a volunteer, I hereby voluntarily and willingly assume responsibility for all risks and dangers associated with my service as a volunteer except as expressly stated in this Release.

I understand that the NorCal CoC, its elected officials, officers, employees, agents, and other volunteers ("Releasees") do not assume any responsibility for or obligation to provide me with financial or other assistance, including but not limited to worker's compensation, medical health or disability benefits or insurance other than limited accident medical insurance that may be provided me pursuant to (Insert County Name) County Administrative Policy (Insert your county policy number). I expressly waive any claim for compensation or liability of any kind on the part of the Releasees beyond the benefit limits of such limited accident medical insurance that may be provided me pursuant to (Insert County Name) County Administrative Policy (Insert your county policy number) in the event of such injury or medical expenses incurred by me.

I hereby release, discharge, hold harmless, and agree not to sue, and to indemnify Releasees from any and all demands, actions, suits, and claims which I have or that might accrue to me and from any and all damages which may be sustained by me or for any injury, death, or damage to or loss of personal property arising out of, or in connection with, my participation in the Activity from whatever cause, including the active or passive negligence of Releasees or any other participants in the Activity, except (1) for claims for benefits up to the limits of such limited accident medical insurance that may be provided me pursuant to (Insert County Name) County Administrative Policy (Insert your county policy number), and(2) for injury, death, or damage to or loss of personal property arising from the established sole gross negligence or willful misconduct of the Releasees.

I have carefully read this Release and understand its contents. I am aware that this Release is a release of liability and voluntarily execute it. My signature on this document is intended to bind not only myself, but also my heirs, administrators, executors, and assigns. The undersigned expressly agrees that this Release is intended to be as broad and inclusive as permitted by California law.

Participant Signature _____ Date _____

Participant's Name (print) _____ Phone _____

Attachment B



2020 Point in Time Report

Table of Contents

Background.....	2
Federal Definitions of Homelessness	4
Why Do We Count In January?	4
2020 Point in Time Summary*	5
5 Year Summary.....	6
Sheltered Data Summary.....	7
Unsheltered Survey Results.....	8
Unsheltered Demographics	9
Unsheltered Demographics	10
Unsheltered Health Survey.....	11
Primary Reason for Homelessness	12
Unsheltered Sleeping Locations	13
Unsheltered Residency.....	14
Unsheltered Reoccurrence of Homelessness.....	15
Chronic Homelessness Results	16
Veterans	17
Incarceration and Homelessness.....	18
County Profiles on Homelessness.....	19
Del Norte County.....	20
Modoc County	22
Plumas County.....	24
Shasta County	26
Sierra County	28
Siskiyou County.....	30
Methodology	32
Data Sources	36
Acknowledgements	36



The NorCal Continuum of Care (NorCal CoC) is a seven-county homeless consortium governed by an Executive Board. The NorCal CoC is charged by the U.S. Department of Housing and Urban Development (HUD) to conduct a Point-In-Time (PIT) Count each year. This PIT Count develops important, person-specific data which helps communities to prioritize the most vulnerable and chronically homeless persons for rapid rehousing, transitional housing, or permanent housing resources.

The PIT helps HUD and local Continuum of Care's (CoCs) to understand the number and characteristics of homeless individuals sleeping in shelters or on the street or other places not meant for human habitation. This one-night, unduplicated count of sheltered and unsheltered homeless people within each CoC across the nation is reported using a standardized chart with various populations and subpopulations of homeless individuals and families. HUD requires the use of reliable methods to conduct the count and reserves the right to ask communities to verify their data. For more information on PIT Counts, please visit:

<https://www.hudexchange.info/news/2020-pit-count-announcement-and-additional-pit-count-resources/>

The annual PIT Count of the homeless provides a statewide snapshot of homeless households in our communities; where they find shelter, what their needs are, and what factors contribute to making them homeless. The 2020 PIT Count reveals important demographics and other information relating to families and individuals who were homeless on the night of January 27, 2020. The count is planned, coordinated, and carried out locally by the joint effort of government agencies, community-based organizations, and numerous local volunteers. The information gathered enables each community to better allocate housing resources and services in order to prevent and end homelessness. The PIT Count is accompanied by the Housing Inventory Count (HIC) which details the number of beds available to meet the immediate housing needs of those without homes.

The data collected also serves as a measure for how the community is resolving homelessness and provides the federal and state government information to determine funding needs and eligibility. The PIT Count produces a standard set of data, comparable and available nationwide, which HUD provides to Congress in its Longitudinal Systems Analysis (LSA). Information regarding the LSA can be accessed here:

<https://www.hudexchange.info/homelessness-assistance/lisa/>

Nationwide PIT and HIC Count Data is available to the public on the HUD Exchange website.

<https://www.hudexchange.info/programs/coc/coc-homeless-populations-and-subpopulations-reports/>

The NorCal CoC Lead Agency, Shasta County Community Action Agency, prepared this report to provide comprehensive data from the NorCal CoC region’s 2020 PIT Count. The NorCal CoC region encompasses the counties of Del Norte, Lassen, Modoc, Plumas, Shasta, Sierra and Siskiyou including all cities in those counties.



This report provides an in-depth look at the region’s homelessness, including demographic information and county profiles which contain each county’s snapshot of homelessness.

The goal of this report is to educate the community, elected officials, and community stakeholders on the NorCal CoC’s homeless population in hopes of improving community awareness and to provide data for local decision-makers. Any questions regarding this report can be directed to:

Shasta County Community Action Agency
1450 Court Street, Suite 108
Redding, CA 96001

Email: hmis@co.shasta.ca.us

Information regarding the NorCal CoC can be accessed here:

www.NorCalCoC.org

Federal Definitions of Homelessness

HUD's definition of homelessness is utilized each year for the annual PIT Count. According to HUD, a person/household is considered homeless only when they reside in one of the places described below at the time of the PIT Count.

An unsheltered homeless person/household resides in: A place not meant for human habitation, such as cars, parks, sidewalks, abandoned buildings, or on the street.

A sheltered homeless person/household resides in: A supervised publicly or privately operated shelter designated to provide temporary living arrangement (including congregate shelters, transitional housing, and hotels and motels paid for by charitable organizations or by federal, state, or local government programs).

Why Do We Count In January?

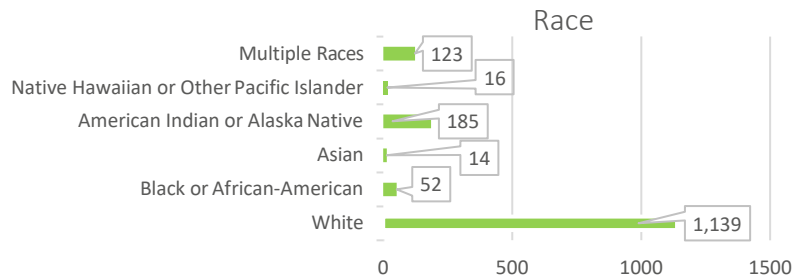
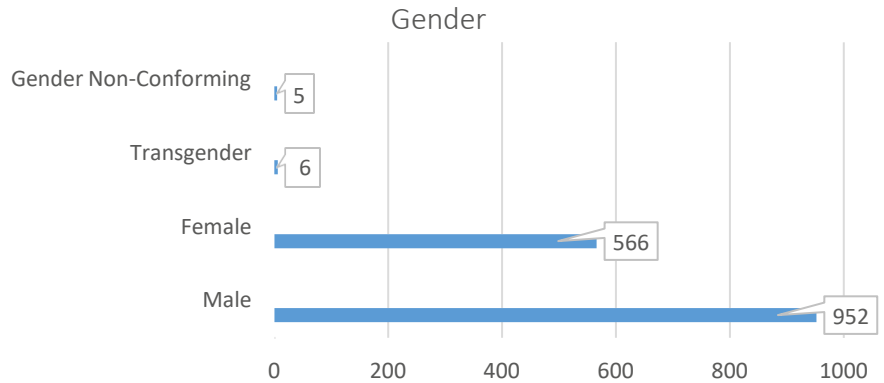
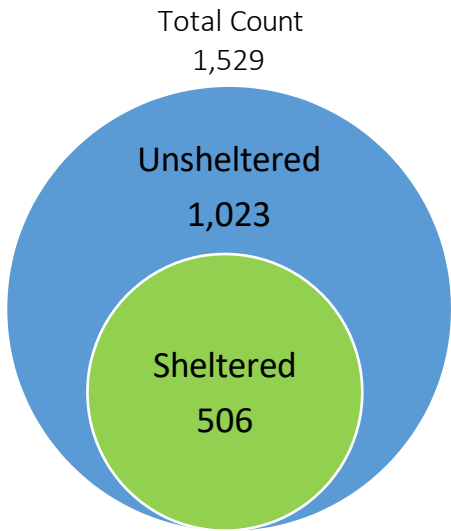
HUD requires all CoCs nationwide to complete an annual PIT Count focusing on one night during the last 10 days of January.

Counting and interviewing people sleeping in unsheltered locations during the winter months can provide a more precise count of people who are unable or unwilling to access emergency shelter or other crisis response assistance in fair weather months. By conducting the count in January, it allows CoCs sufficient time to compile data and report the information to HUD via the Homelessness Data Exchange (HDX) in advance of the annual CoC program competition. This timeframe also provides consistency with the data HUD receives from CoCs nationwide.

Conducting the count on a night when the shelters are most full provides a more accurate count. It is generally easier to count individuals in a shelter than to locate them on the street or in an environment not designed as a regular sleeping accommodation for people. HUD recognizes that a January count is not intended to represent the extent to which people may be unsheltered at other times during the year or over more than a one-night period.

Note: To ensure the safety and comfort of those who participated, respondents were not required to complete all survey questions. Missing values are listed as "did not respond" or values were extrapolated per HUD guidelines.

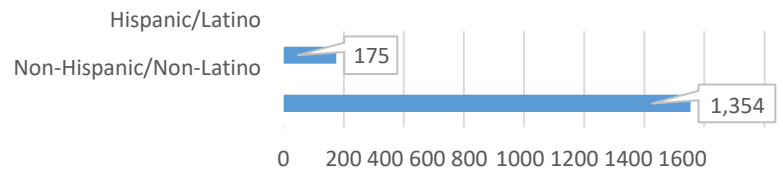
2020 Point in Time Summary*



Primary Reasons for Homelessness

Alcohol Abuse	1.0%
Child/Elder Abuse or Neglect	1.1%
Domestic Violence	5.1%
Drug Abuse	5.4%
Eviction	6.5%
Family Break Up	9.9%
Fire	1.1%
Gender Identification	0.1%
Illness	0.5%
Incarceration	5.3%
Lack of Job Skills	0.8%
Loss of Employment	7.5%
Medical Issues	4.4%
Mental Health	9.0%
Natural Disaster	1.0%
Other	8.4%
Overcrowded	0.6%
Refused	1.7%
Relocation	3.5%
Stranded Traveler	1.3%
Sudden Loss of Income	9.0%
Did Not Respond	16.8%

Ethnicity



Household Types

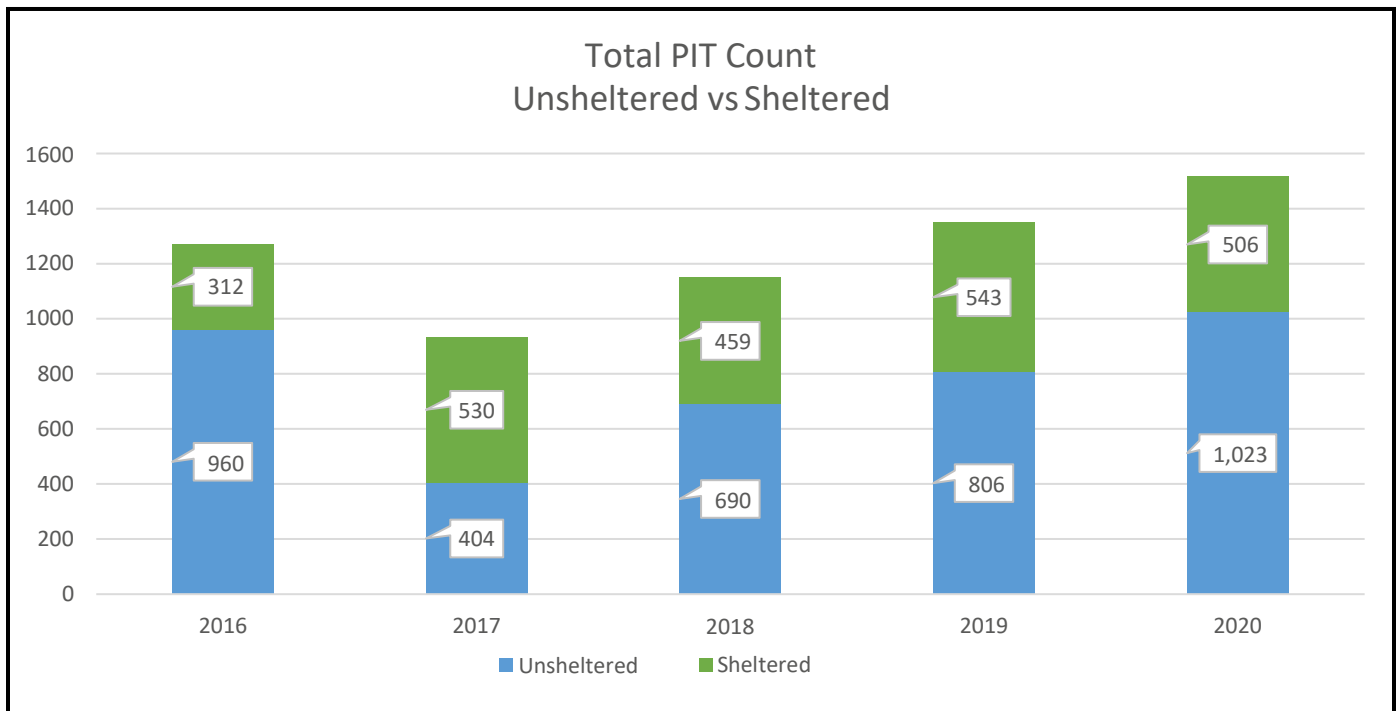
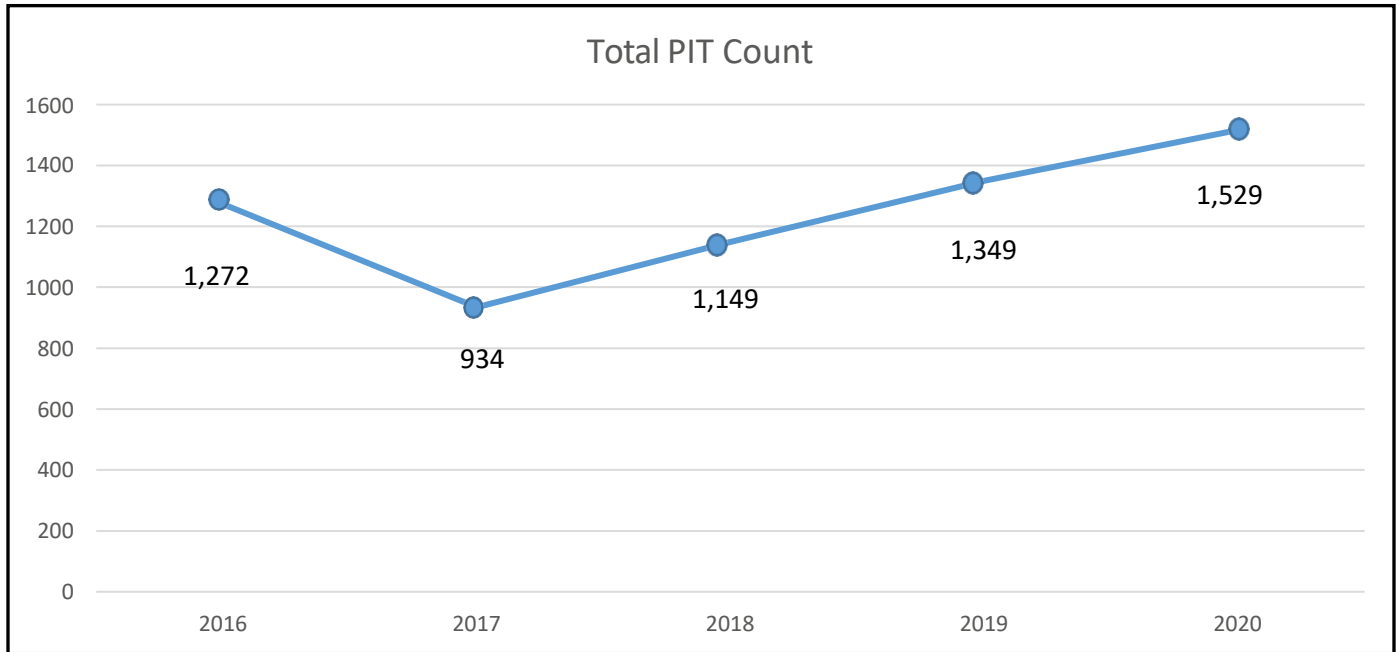
	Households	Individuals
Households w/ at least 1 adult & 1 child	103	295
Households without children	1,054	1,230
Households with only children	4	4
Additional Household Types**		
Veteran Households without children	129	131
Unaccompanied Youth Households	72	104

*The NorCal 2020 Point in Time Summary's missing values were extrapolated per HUD guidelines.

**The "Additional Household Types" are a subset of "Household Types. Calculated Percentages have been rounded +/- .5%.

5 Year Summary

NorCal CoC wide, 1,529 homeless individuals were counted between the evening of January 27th and the entire day of January 28, 2020. Due to the demographics of the NorCal CoC, surveys were completed up to 7 days after the count to include service locations.



Note: Calculated Percentages have been rounded +/- .5%.

Sheltered Data Summary

Data is collected on individuals who are staying in shelters and transitional housing units in order to gain an accurate count of persons temporarily housed throughout the NorCal CoC region.

This effort resulted in 506 persons in the sheltered count.

This sheltered data is vital to gaining an accurate overall count of the homeless population and to understand where homeless people are receiving shelter. As per HUD guidelines, the number reported does not include homeless individuals in hospitals, residential rehabilitation facilities, jails or those sleeping on a friend or family's couch.

Throughout the region, shelters and facilities report the number of homeless individuals and families who occupied their facilities on the same day of the unsheltered enumeration effort for the night of January 27, 2020. This helps ensure individuals are not duplicated in the count.

HUD requires communities to report their bed inventory and utilization of those beds on the night of the count. The data is taken from the organizations in the NorCal CoC region that provide shelter beds. In 2020, there was a total of 625 beds available, with a total number of 506 beds being used on the day of the count. This is an 81% percent utilization rate.

Utilization		
Year	Emergency Shelter	Transitional Housing
2016	185	127
2017	264	266
2018	248	211
2019	338	205
2020	358	148

Emergency shelter means any facility, the primary purpose of which is to provide a temporary shelter for the homeless in general or for specific populations of the homeless and which does not require occupants to sign leases or occupancy agreements.

Transitional Housing means a project designed to provide housing and appropriate supportive services to homeless persons to facilitate movement to independent living. The housing is short-term, typically less than 24 months. In addition to providing safe housing for those in need, other services are available to help participants become self-sufficient.

Note: Calculated Percentages have been rounded +/- .5%.

Unsheltered Survey Results

The following section of this report provides an overview of the findings generated from the 2020 NorCal CoC Unsheltered Survey Count. Surveys were administered to homeless individuals January 28th through February 4, 2020.

This effort resulted in 1,023 persons in the unsheltered count.

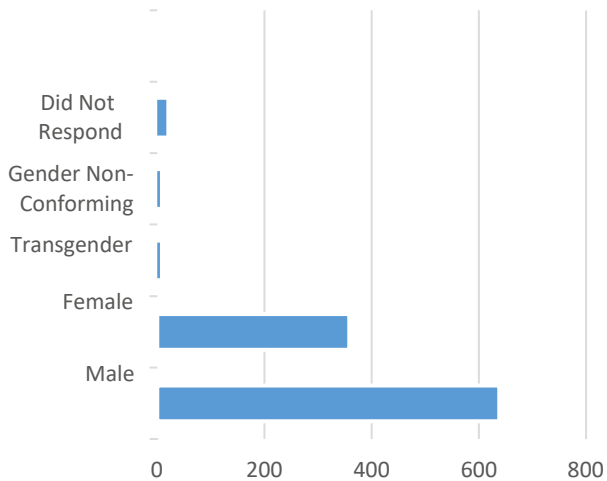
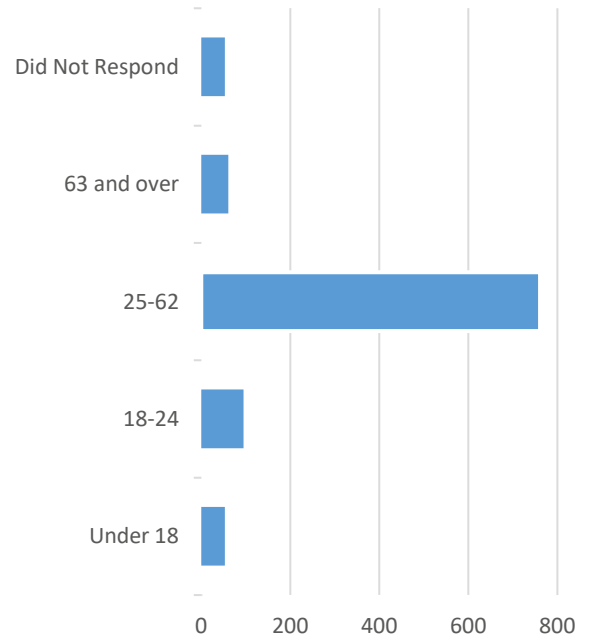
The PIT Count does not capture what homelessness looks like for every person or family. Many cycle between literal homelessness and “at-risk” of literal homelessness, such as those who are staying with friends or family, individuals that pay to stay in a hotel or are under the threat of an eviction. Per HUD guidelines, these individuals are not included in the PIT Count. Also, a snap-shot of a single night’s count does not cover an entire season or year to show the full scope of homelessness in any given community.

Note: To ensure the safety and comfort of those who participated, respondents were not required to complete all survey questions. All responses were self-reported by those that agreed to respond. Missing values are listed as “did not respond” or values were extrapolated per HUD guidelines.

Unsheltered Demographics

Age

	% of Unsheltered	Total Persons
Under 18	5.2%	53
18-24	9.3%	95
25-62	74.4%	761
63 and over	6%	61
Did Not Respond	5.2%	53



Gender

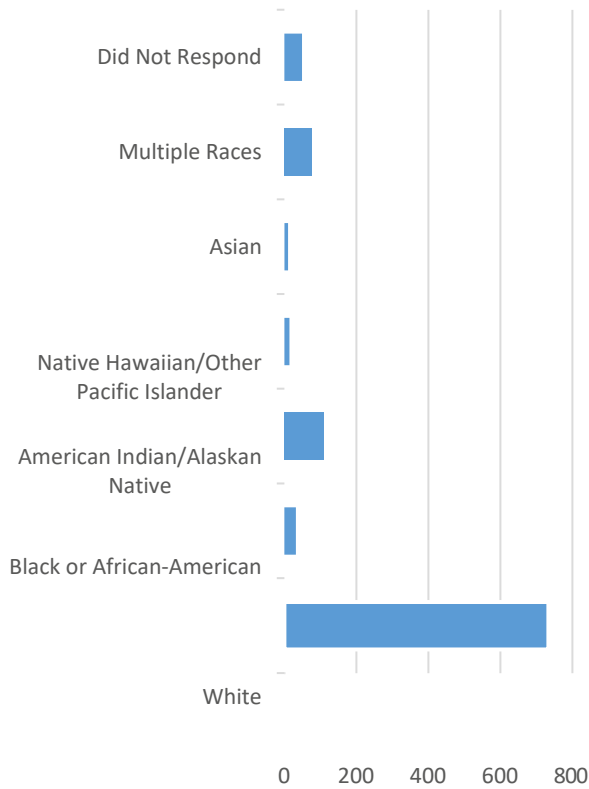
	% of Unsheltered	Total Persons
Male	62.4%	638
Female	35.0%	358
Transgender	.5%	5
Gender Non-Conforming	.5%	5
Did Not Respond	1.7%	17

Note: Calculated Percentages have been rounded +/- .5%.

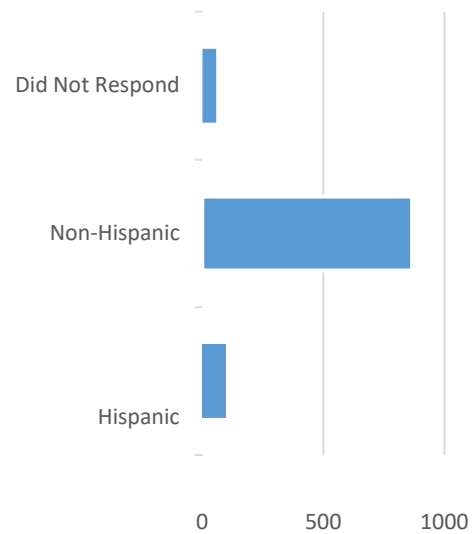
Race and Ethnicity

	% of Unsheltered	Total Persons
White	71.7%	733
Black or African-American	3.1%	32
American Indian/Alaskan Native	10.8%	110
Native Hawaiian/Other Pacific Islander	1.4%	14
Asian	1.0%	10
Multiple Races	7.3%	75
Did Not Respond	4.8%	49
	% of Unsheltered	Total Persons
Hispanic	9.7%	99
Non-Hispanic	84.8%	867
Did Not Respond	5.6%	57

Race



Ethnicity

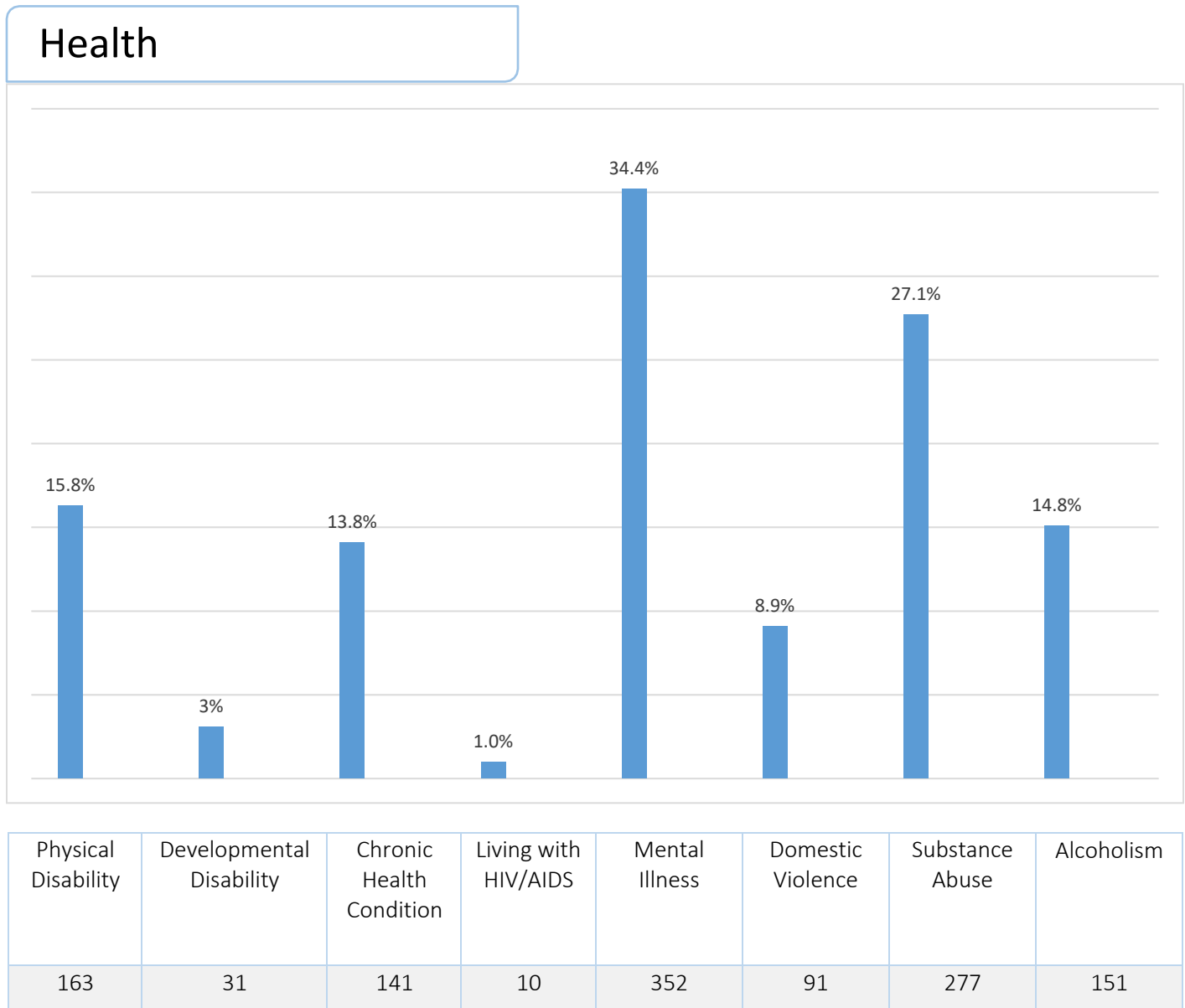


Note: Calculated Percentages have been rounded +/- .5%.

Unsheltered Health Survey

One of the greatest challenges facing unsheltered homeless individuals is to avoid illness. Every year the survey seeks to estimate the prevalence of certain health characteristics and disabilities among those experiencing homelessness. A part of the survey process was to ask respondents health questions.

Note: To ensure the safety and comfort of those who participated, respondents were not required to complete all survey questions. This survey question allowed for each respondent to have multiple responses.



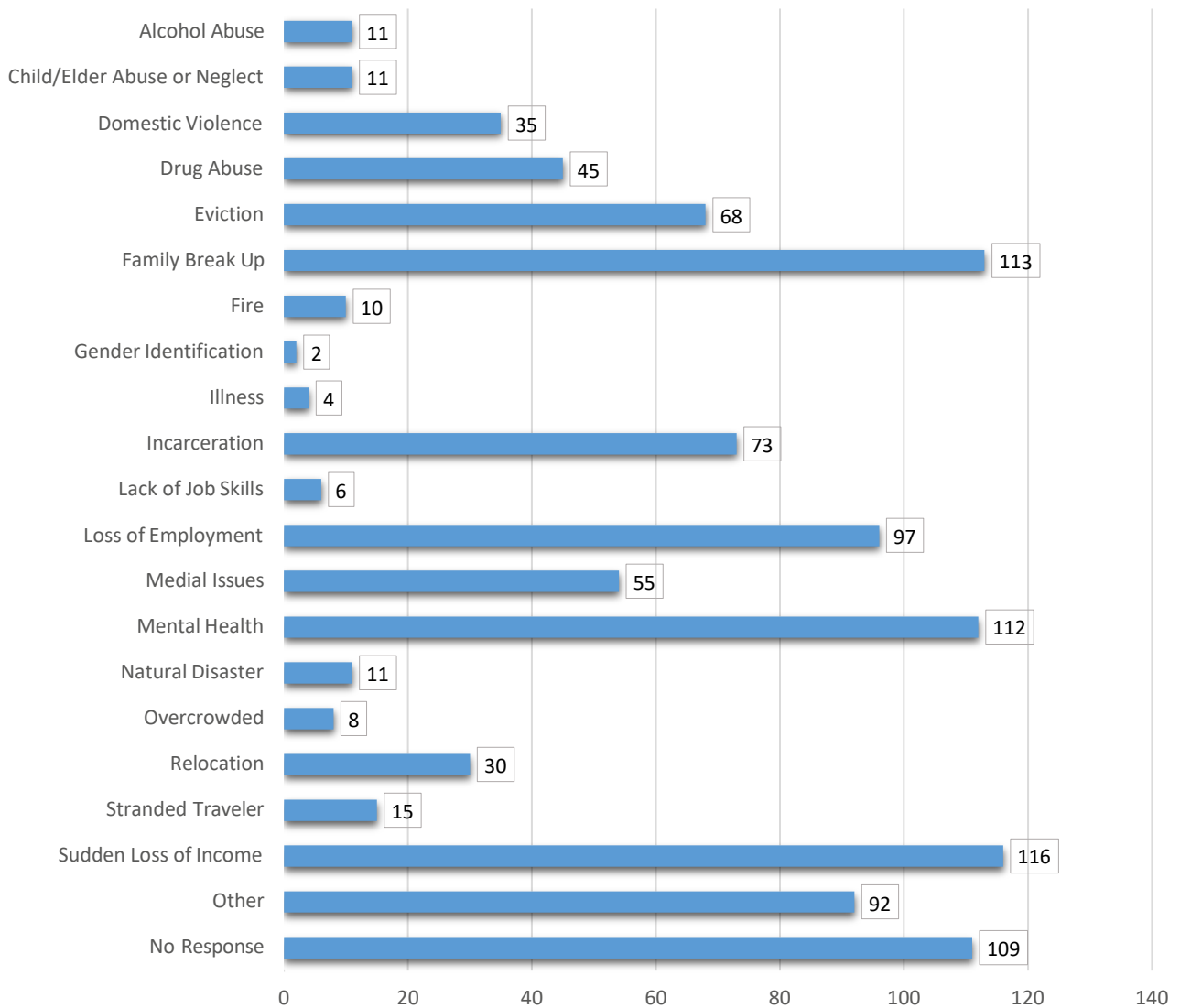
Note: Calculated Percentages have been rounded +/- .5%.

Primary Reason for Homelessness

The primary reason for homelessness was added this year to the 2020 Point in Time survey. This question was added to provide a better understanding of the causes of homelessness.

The top 3 reasons for homelessness are: Family Break Up, Mental Health Issues and Sudden Loss of Income.

Primary Reason for Homelessness

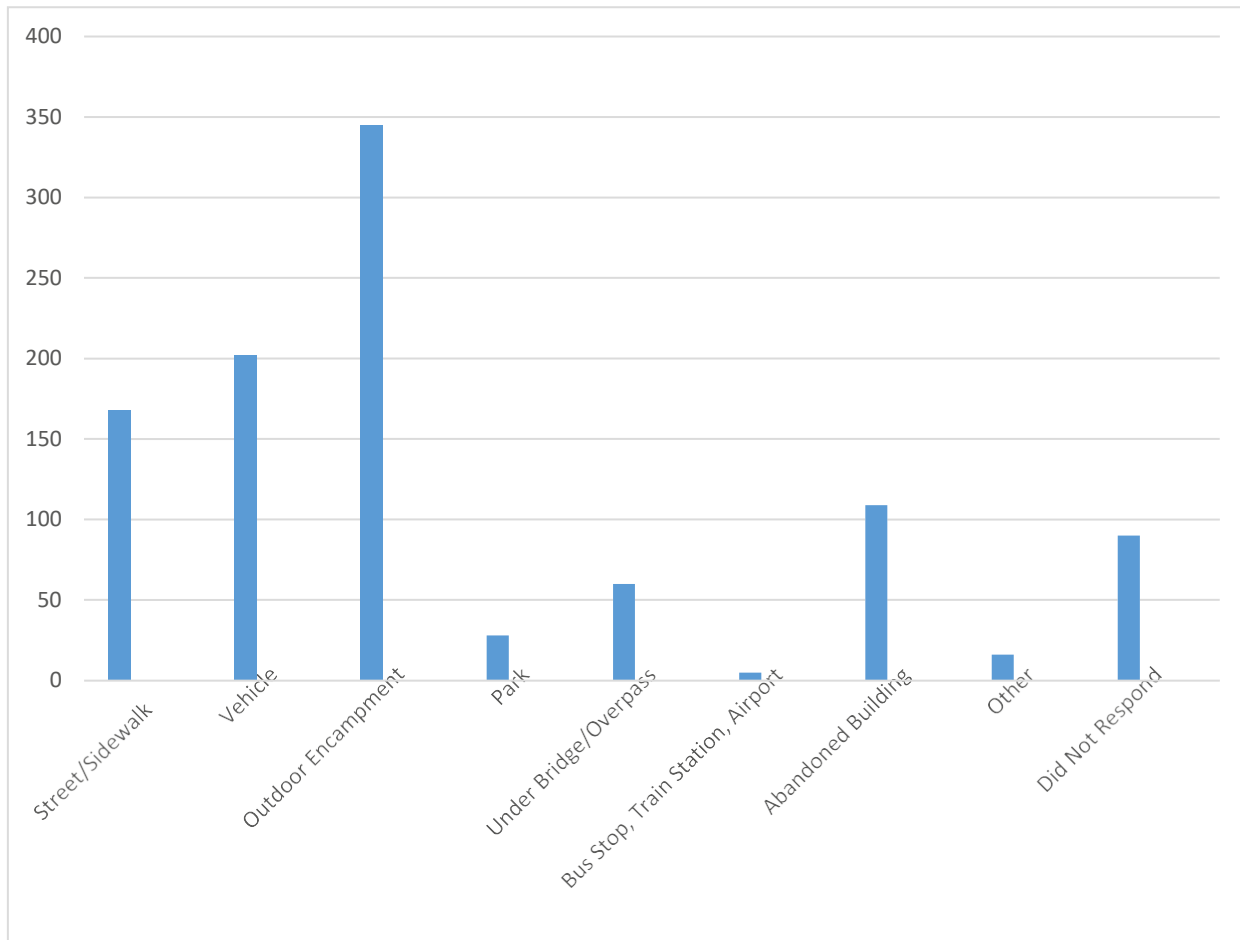


Unsheltered Sleeping Locations

In an effort to better understand the sleeping locations of the unsheltered population, respondents were asked to identify where they slept the night of January 27, 2020.

	% of Unsheltered	Total Persons
Street/Sidewalk	16.4%	168
Vehicle (Car, Van, Truck)	19.7%	202
Outdoor Encampment	33.7%	345
Park	2.7%	28
Under Bridge/ Overpass	5.9%	60
Bus Stop, Train Station, Airport	0.5%	5
Abandoned Building	10.7%	109
Other	1.6%	16
Did Not Respond	8.8%	90

Note: Calculated Percentages have been rounded +/- .5%.

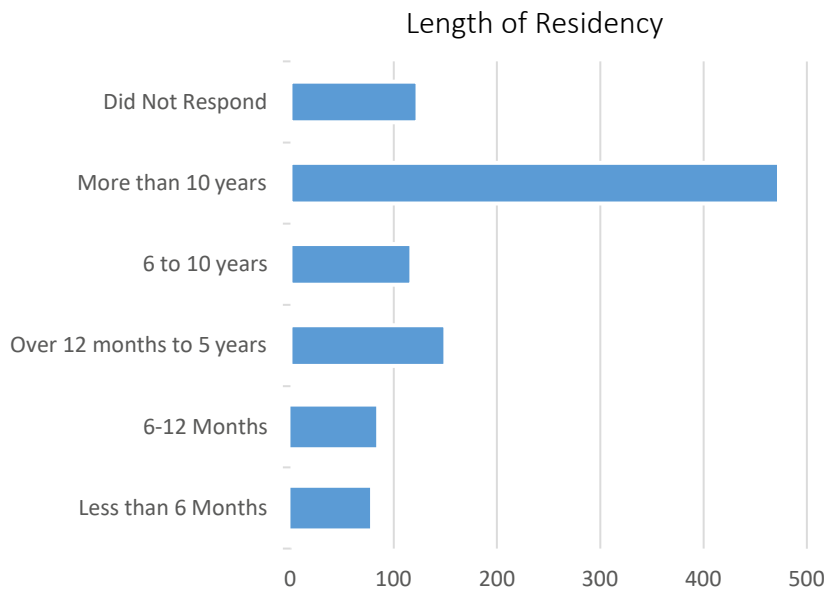


Unsheltered Residency

Respondents were asked, “How long have you lived in this county?” This provides a better understanding of the transient nature of the homeless population.

The respondents that have been in their county of residence greater than 6 years total 57.8% of the total unsheltered. The respondents that have been in their county of residence between 1 year and 10 years total 26.2% of the total unsheltered.

	% of Unsheltered	Total Persons
Less than 6 months	7.5%	77
6-12 Months	8.1%	83
Over 12 months to 5 years	14.7%	150
6 to 10 years	11.5%	118
More than 10 years	46.3%	474
Did Not Respond	11.8%	121



Note: Calculated Percentages have been rounded +/- .5%.

Unsheltered Reoccurrence of Homelessness

The unsheltered survey measures the duration of homelessness. This is a critical marker that indicates a person may become chronically homeless. The following questions were asked to help identify those who may be chronically homeless.

“How long have you been homeless this time?”

	% of Unsheltered	Total Persons
Less than 1 month	4.9%	50
1 month to 6 months	18.8%	192
Over 6 months to 1 year	20.4%	209
Over 1 year to 5 years	30.6%	313
Over 5 years	15.9%	163
Did Not Respond	9.4%	96

“Have you been homeless at least 12 months over the last 3 years?”

	% of Unsheltered	Total
Yes	61.7%	631
No	27.9%	285
Did Not Respond	10.5%	107

Note: Calculated Percentages have been rounded +/- .5%.

Chronic Homelessness Results

HUD defines a chronically homeless individual as an adult (persons 18 years or older) who has a disability and:

- Has either been continuously homeless for a year or more

OR

- Has had at least four separate occasions of homelessness in the past three years where the combined total length of time is at least 12 months. Each period separating the occasions must include at least seven nights of living in a situation other than a place not meant for human habitation, in an emergency shelter, or in a safe haven.

To be considered chronically homeless, persons must have been sleeping in a place not meant for human habitation (e.g., living on the streets) and/or in an emergency shelter/safe haven during that time. For purposes of the PIT Count, persons living in transitional housing at the time of the PIT Count are not included in this subpopulation category. The chronic homeless population represents one of the most vulnerable populations and some of the hardest to house.

Chronic Homelessness in NorCal CoC Region

According to the 2020 PIT data, out of a total of 1,529 people surveyed, 28.4% percent of NorCal CoC’s homeless population are considered chronically homeless.

Chronic Homelessness Summary				
Summary	2018	2019	2020	% Change from 2019
Unsheltered	324	259	376	45.2%
Sheltered*	107	62	59	-4.8%
Total	431	321	435	35.5%

Note: Calculated Percentages have been rounded +/- .5%.

*Total Sheltered includes Emergency Shelter and Transitional Housing reported by respondents.

Veterans

Veterans are more likely than civilians to experience homelessness. Like the general homeless population, veterans are at a significantly increased risk of homelessness if they are of low socioeconomic status, have a mental health disorder, and/or a history of substance abuse.

Additionally, veterans experience a higher prevalence of traumatic brain injuries (TBI) and Post-Traumatic Stress Disorder (PTSD), both of which have been found to be among the most substantial risk factors for homelessness.

Veterans face the same shortage of affordable housing options and living wage jobs as all Americans, and these factors, combined with the increased likelihood veterans will exhibit symptoms of PTSD, substance abuse, or mental illness, can compound to put veterans at a greater risk of homelessness than the general population. A total of 73 chronically homeless persons were identified as a veteran.

The 2020 PIT Count identified an overall increase of 25.2% in veteran homelessness from 2017.

Based upon the total PIT Count of 1,529, 3.2% of the sheltered population and 5.2% of the unsheltered population identified as veterans.

Homeless Veteran Summary

	2017	2018	2019	2020	% Change Since Last Year	% Change Since 2017
Unsheltered	60	68	58	80	37.9%	33.3%
Sheltered*	43	56	28	49	75.0%	14.0%
Total Homeless	103	124	86	129	50.0%	25.2%

. Note: Calculated Percentages have been rounded +/- .5%.

Incarceration and Homelessness

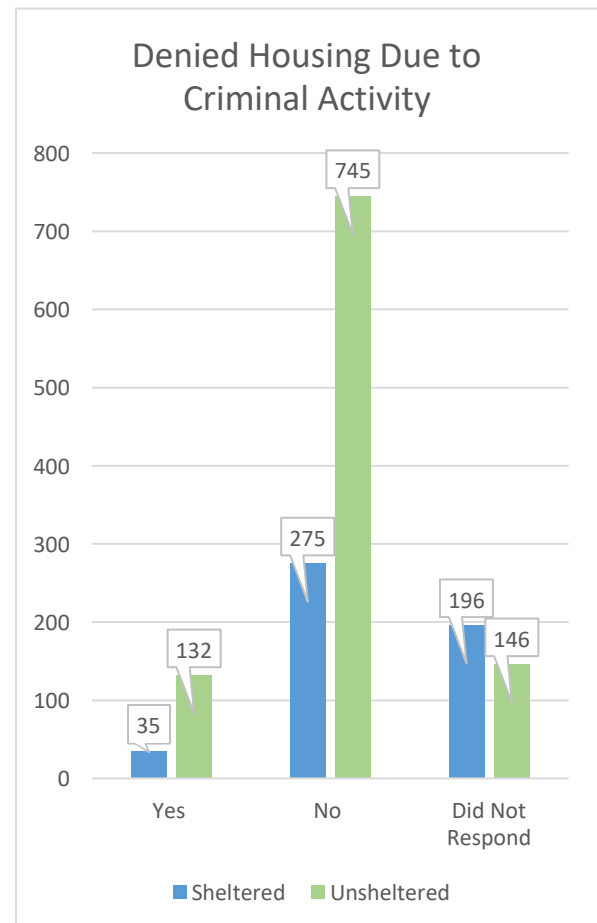
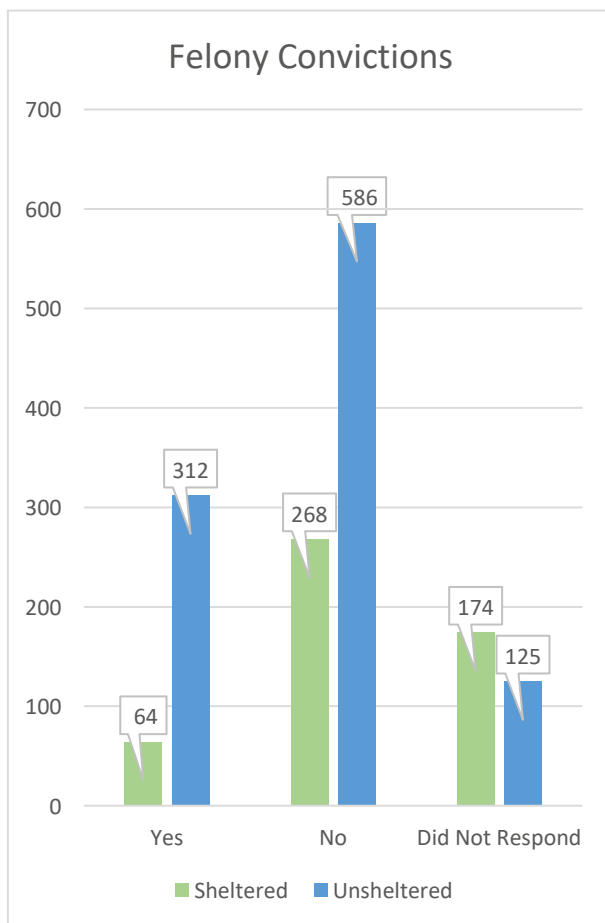
For many years, the NorCal CoC has collected data on the relationship between incarceration and homelessness with individuals who are incarcerated during the night of the PIT Count. The question asked was “Do you have a felony conviction?” In more recent years, a follow up question was added, “Have you been denied housing due to a criminal conviction?”

Many members of the community and service providers have shared anecdotal evidence suggesting a high correlation of engagement with the criminal justice system and homelessness.

Data collection at a local level allows agencies to evaluate the needs for this segment of the population by connecting the dots between the cycles of incarceration and homelessness. Individuals recently released from the criminal justice system often face housing challenges that may contribute to their homelessness.

36% of the respondents stated they have been denied housing due to their felony convictions or criminal history.

Note: Calculated Percentages have been rounded +/- .5%.





NorCal CoC includes 23,922 square miles and encompasses seven counties. The following section breaks down the 2020 PIT Count data by County in order to take a closer look at local trends.

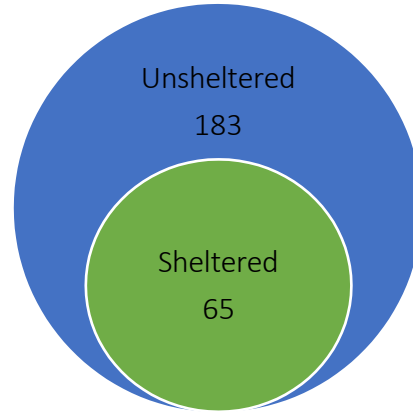
Each county faces its own unique challenges with their homeless population. Two of the counties in the NorCal CoC are home to a state prison facility, while a majority of the counties are small rural counties, all with limited resources to address homelessness.

NOTE: To ensure the safety and comfort of those who participated, respondents were not required to complete all survey questions. Missing values for each county are a result of those who did not respond.

Del Norte County



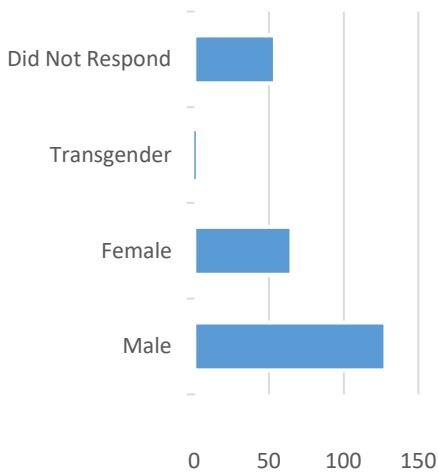
Total Homeless in Del Norte County
248



The total homeless count in Del Norte County represents 16.2% of the total homeless count in the NorCal CoC Region.

Homeless Profile	Total
Male	128
Female	65
Transgender	1
Did Not Respond	54

Respondents were not required to answer all survey questions.



Additional Demographics		% of Total Del Norte County
Chronically Homeless	96	38.7%
Veteran	28	11.3%
Domestic Violence Victim	8	3.2%
Previously in Foster Care	94	37.9%
Felony Conviction	78	31.5%
Families	3	1.2%
Youth (18 to 24)	20	8.1%
Children (under 18)	1	0.4%

Additional Demographics provided are a subset of the total count and some respondents may be included in more than one subset. For example: A respondent may be a Veteran and may also be Chronically Homeless. The total is the number the respondents reported. Note: Calculated Percentages have been rounded +/- .5%.

Del Norte County

Population and Household Demographics

Del Norte County is a county in California with a population of 27,788. There are 9,420 households in the county with an average household size of 2.55 persons. 39.45% of households in Del Norte County are renters.

Income and Rent Overburden in Del Norte County

The median gross income for households in Del Norte County is \$40,847 a year, or \$3,404 a month. The median rent for the county is \$808 a month.

Households who pay more than thirty percent of their gross income are considered to be Rent Overburdened. In Del Norte County, a household making less than \$2,693 a month would be considered overburdened when renting an apartment at or above the median rent. 47.63% of households who rent are overburdened in Del Norte County.

Area Median Income in Del Norte County

Affordable housing program eligibility is commonly determined by one's income. Each household's income is compared to the incomes of all other households in the area. This is accomplished through a statistic established by the government called the Area Median Income, most often referred to as AMI. The AMI is calculated and published each year by HUD. In Del Norte County, HUD calculates the Area Median Income for a family of four as \$57,000.

Fair Market Rents in Del Norte County

Fair Market Rents, often abbreviated as FMR, can be used to better understand the average housing costs of an area. Notably, Fair Market Rents are used to establish the payment standards for the Housing Choice Voucher Program, maximum rents in HOME financed rental projects and initial rents for Section 8 project based assistance.

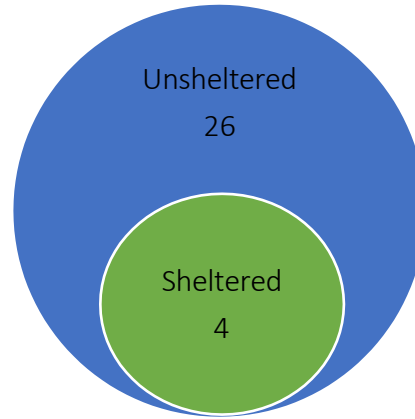
Studio	One BR	Two BR	Three BR	Four BR
\$661	\$775	\$978	\$1,369	\$1,571

Modoc County



Total Homeless in Modoc County

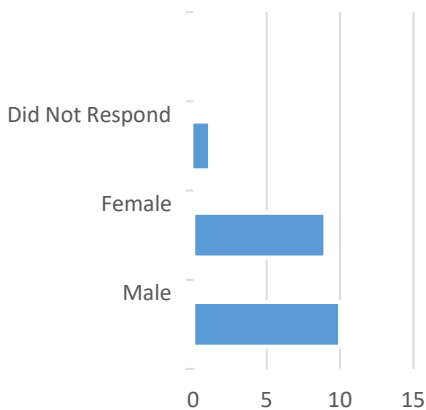
30



The total homeless count in Modoc County represents 2.0% of the total homeless count in the NorCal CoC Region.

Homeless Profile	Total
Male	10
Female	9
Did Not Respond	1

Respondents were not required to answer all survey questions.



Additional Demographics		% of Total Modoc County
Chronically Homeless	2	6.7%
Veteran	0	N/A
Domestic Violence Victim	0	N/A
Previously in Foster Care	3	10.0%
Felony Conviction	1	3.3%
Families	4	13.3%
Youth (18 to 24)	0	N/A
Children (under 18)	6	20%

Additional Demographics provided are a subset of the total count and some respondents may be included in more than one subset. For example: A respondent may be a Veteran and may also be Chronically Homeless. The total is the number the respondents reported. Note: Calculated Percentages have been rounded +/- .5%.

Modoc County

Population and Household Demographics

Modoc County is a county in California with a population of 9,184. There are 3,745 households in the county with an average household size of 2.32 persons. 26.11% of households in Modoc County are renters.

Income and Rent Overburden in Modoc County

The median gross income for households in Modoc County is \$37,860 a year, or \$3,155 a month. The median rent for the county is \$653 a month.

Households who pay more than thirty percent of their gross income are considered to be Rent Overburdened. In Modoc County, a household making less than \$2,177 a month would be considered overburdened when renting an apartment at or above the median rent. 52.86% of households who rent are overburdened in Modoc County.

Area Median Income in Modoc County

Affordable housing program eligibility is commonly determined by one's income. Each household's income is compared to the incomes of all other households in the area. This is accomplished through a statistic established by the government called the Area Median Income, most often referred to as AMI. The AMI is calculated and published each year by HUD. In Modoc County, HUD calculates the Area Median Income for a family of four as \$55,600.

Fair Market Rents in Modoc County

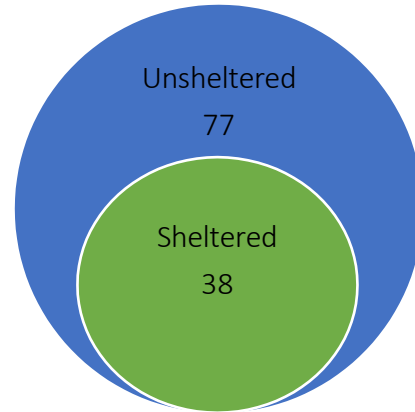
Fair Market Rents, often abbreviated as FMR, can be used to better understand the average housing costs of an area. Notably, Fair Market Rents are used to establish the payment standards for the Housing Choice Voucher Program, maximum rents in HOME financed rental projects and initial rents for Section 8 project based assistance.

Studio	One BR	Two BR	Three BR	Four BR
\$520	\$585	\$770	\$1,062	\$1,228

Plumas County



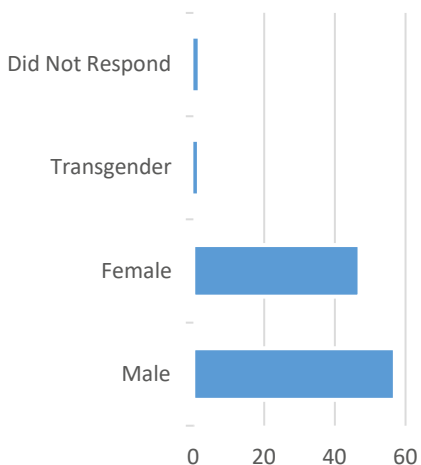
Total Homeless in Plumas County
115



The total homeless count in Plumas County represents 7.5% of the total homeless count in the NorCal CoC Region.

Homeless Profile	Total
Male	57
Female	47
Transgender	1
Did Not Respond	10

Respondents were not required to answer all survey questions.



Additional Demographics		% of Total Plumas County
Chronically Homeless	22	19.1%
Veteran	3	2.6%
Domestic Violence Victim	9	7.8%
Previously in Foster Care	13	11.3%
Felony Conviction	27	23.5%
Families	11	9.6%
Youth (18 to 24)	6	5.2%
Children (under 18)	15	13.0%

Additional Demographics provided are a subset of the total count and some respondents may be included in more than one subset. For example: A respondent may be a Veteran and may also be Chronically Homeless. The total is the number the respondents reported. Note: Calculated Percentages have been rounded +/- .5%.

Population and Household Demographics

Plumas County is a county in California with a population of 18,966. There are 8,217 households in the county with an average household size of 2.26 persons. 27.69% of households in Plumas County are renters.

Income and Rent Overburden in Plumas County

The median gross income for households in Plumas County is \$47,333 a year, or \$3,944 a month. The median rent for the county is \$836 a month.

Households who pay more than thirty percent of their gross income are considered to be Rent Overburdened. In Plumas County, a household making less than \$2,787 a month would be considered overburdened when renting an apartment at or above the median rent. 47.38% of households who rent are overburdened in Plumas County.

Area Median Income in Plumas County

Affordable housing program eligibility is commonly determined by one's income. Each household's income is compared to the incomes of all other households in the area. This is accomplished through a statistic established by the government called the Area Median Income, most often referred to as AMI. The AMI is calculated and published each year by HUD. In Plumas County, HUD calculates the Area Median Income for a family of four as \$70,700.

Fair Market Rents in Plumas County

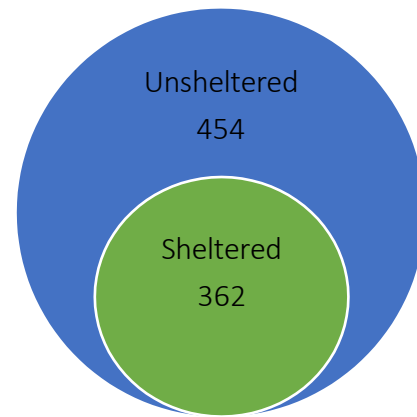
Fair Market Rents, often abbreviated as FMR, can be used to better understand the average housing costs of an area. Notably, Fair Market Rents are used to establish the payment standards for the Housing Choice Voucher Program, maximum rents in HOME financed rental projects and initial rents for Section 8 project based assistance.

Studio	One BR	Two BR	Three BR	Four BR
\$619	\$722	\$916	\$1,250	\$1,453

Shasta County



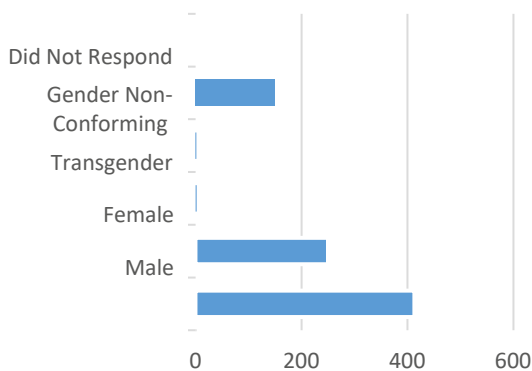
Total Homeless in Shasta County 816



The total homeless count in Shasta County represents 53.4% of the total homeless count in the NorCal CoC Region.

Homeless Profile	Total
Male	413
Female	250
Transgender	2
Gender Non-Conforming	1
Did Not Respond	150

Respondents were not required to answer all survey questions.



Additional Demographics		% of Total Shasta County
Chronically Homeless	220	27.0%
Veteran	59	7.2%
Domestic Violence Victim	74	9.1%
Previously in Foster Care	151	18.5%
Felony Conviction	174	21.3%
Families	42	5.1%
Youth (18 to 24)	63	7.7%
Children (under 18)	59	7.2%

Additional Demographics provided are a subset of the total count and some respondents may be included in more than one subset. For example: A respondent may be a Veteran and may also be Chronically Homeless. The total is the number the respondents reported. Note: Calculated Percentages have been rounded +/- .5%.

Shasta County

Population and Household Demographics

Shasta County is a county in California with a population of 178,942. There are 69,375 households in the county with an average household size of 2.54 persons. 37.54% of households in Shasta County are renters.

Income and Rent Overburden in Shasta County

The median gross income for households in Shasta County is \$44,620 a year, or \$3,718 a month. The median rent for the county is \$926 a month.

Households who pay more than thirty percent of their gross income are considered to be Rent Overburdened. In Shasta County, a household making less than \$3,087 a month would be considered overburdened when renting an apartment at or above the median rent. 55.94% of households who rent are overburdened in Shasta County.

Area Median Income in Shasta County

Affordable housing program eligibility is commonly determined by one's income. Each household's income is compared to the incomes of all other households in the area. This is accomplished through a statistic established by the government called the Area Median Income, most often referred to as AMI. The AMI is calculated and published each year by HUD. In Shasta County, HUD calculates the Area Median Income for a family of four as \$61,900.

Fair Market Rents in Shasta County

Fair Market Rents, often abbreviated as FMR, can be used to better understand the average housing costs of an area. Notably, Fair Market Rents are used to establish the payment standards for the Housing Choice Voucher Program, maximum rents in HOME financed rental projects and initial rents for Section 8 project based assistance.

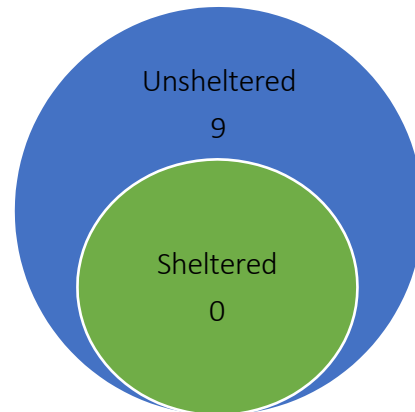
Studio	One BR	Two BR	Three BR	Four BR
\$630	\$744	\$966	\$1,394	\$1,696

Sierra County



Total Homeless in Sierra County

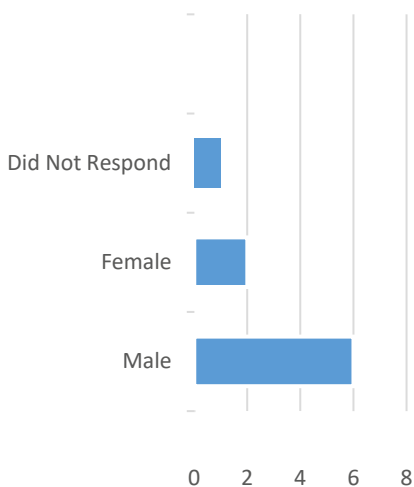
9



The total homeless count in Sierra County represents 0.6% of the total homeless count in the NorCal CoC Region.

Homeless Profile	Total
Male	6
Female	2
Did Not Respond	1

Respondents were not required to answer all survey questions.



Additional Demographics		% of Total Sierra County
Chronically Homeless	3	33.3%
Veteran	1	11.1%
Domestic Violence Victim	0	N/A
Previously in Foster Care	1	11.1%
Felony Conviction	1	11.1%
Families	0	N/A
Youth (18 to 24)	0	N/A
Children (under 18)	0	N/A

Additional Demographics provided are a subset of the total count and some respondents may be included in more than one subset. For example: A respondent may be a Veteran and may also be Chronically Homeless. The total is the number the respondents reported. Note: Calculated Percentages have been rounded +/- .5%.

Sierra County

Population and Household Demographics

Sierra County is a County in California with a population of 3,021. There are 1,252 households in the county with an average household size of 2.38 persons. 21.65% of households in Sierra County are renters.

Income and Rent Overburden in Sierra County

The median gross income for households in Sierra County is \$42,833 a year, or \$3,569 a month. The median rent for the county is \$938 a month.

Households who pay more than thirty percent of their gross income are considered to be Rent Overburdened. In Sierra County, a household making less than \$3,127 a month would be considered overburdened when renting an apartment at or above the median rent. 60.89% of households who rent are overburdened in Sierra County.

Area Median Income in Sierra County

Affordable housing program eligibility is commonly determined by one's income. Each household's income is compared to the incomes of all other households in the area. This is accomplished through a statistic established by the government called the Area Median Income, most often referred to as AMI. The AMI is calculated and published each year by HUD. In Sierra County, HUD calculates the Area Median Income for a family of four as \$71,500.

Fair Market Rents in Sierra County

Fair Market Rents, often abbreviated as FMR, can be used to better understand the average housing costs of an area. Notably, Fair Market Rents are used to establish the payment standards for the Housing Choice Voucher Program, maximum rents in HOME financed rental projects and initial rents for Section 8 project based assistance.

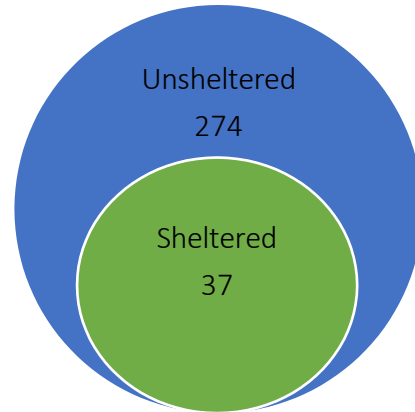
Studio	One BR	Two BR	Three BR	Four BR
\$858	\$975	\$1,270	\$1,825	\$2,026

Siskiyou County



Total Homeless in Siskiyou County

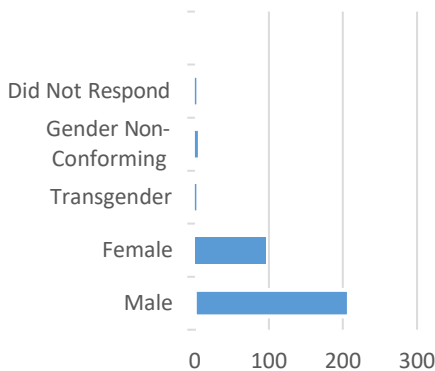
311



The total homeless count in Siskiyou County represents 20.0% of the total homeless count in the NorCal CoC Region.

Homeless Profile	Total
Male	208
Female	95
Transgender	2
Gender Non-Conforming	4
Did Not Respond	2

Respondents were not required to answer all survey questions.



Additional Demographics		% of Total Siskiyou County
Chronically Homeless	92	29.6%
Veteran	24	7.7%
Domestic Violence Victim	47	15.1%
Pre	55	17.7%
Felony Conviction	95	30.5%
Families	24	7.7%
Youth (18 to 24)	32	10.3%
Children (under 18)	32	10.3%

Additional Demographics provided are a subset of the total count and some respondents may be included in more than one subset. For example: A respondent may be a Veteran and may also be Chronically Homeless. The total is the number the respondents reported. Note: Calculated Percentages have been rounded +/- .5%.

Siskiyou County

Population and Household Demographics

Siskiyou County is a county in California with a population of 43,895. There are 19,133 households in the county with an average household size of 2.26 persons. 36.24% of households in Siskiyou County are renters.

Income and Rent Overburden in Siskiyou County

The median gross income for households in Siskiyou County is \$37,170 a year, or \$3,098 a month. The median rent for the county is \$806 a month.

Households who pay more than thirty percent of their gross income are considered to be Rent Overburdened. In Siskiyou County, a household making less than \$2,687 a month would be considered overburdened when renting an apartment at or above the median rent. 53.69% of households who rent are overburdened in Siskiyou County.

Area Median Income in Siskiyou County

Affordable housing program eligibility is commonly determined by one's income. Each household's income is compared to the incomes of all other households in the area. This is accomplished through a statistic established by the government called the Area Median Income, most often referred to as AMI. The AMI is calculated and published each year by HUD. In Siskiyou County, HUD calculates the Area Median Income for a family of four as \$52,000.

Fair Market Rents in Siskiyou County

Fair Market Rents, often abbreviated as FMR, can be used to better understand the average housing costs of an area. Notably, Fair Market Rents are used to establish the payment standards for the Housing Choice Voucher Program, maximum rents in HOME financed rental projects and initial rents for Section 8 project based assistance.

Studio	One BR	Two BR	Three BR	Four BR
\$591	\$650	\$856	\$1,218	\$1,344

Methodology

The NorCal Executive Board approved the Point in Time Methodology as required by HUD. A combination of HUD approved methods were used to create the most accurate count for the one-night count.

The NorCal CoC uses a census style approach to count unsheltered individuals. This approach provides a direct and complete count of all people and their characteristics. Local homeless service providers and advocates are active and valued partners in the planning and implementation of PIT Count represented in this report, as well as previous PIT Counts. The planning team invited the public and law enforcement partners for their input on a number of aspects related to the PIT Count. Examples of this includes known locations of the homeless community, survey wording, additional data collected, and volunteer recruitment. For the sheltered target population, the counting approach utilized a random sample.

The survey contained HUD required questions and local questions. The local questions came from community organizations that had specific areas of concern. The subsequent, in-depth qualitative survey was used to gain a more comprehensive understanding of the experiences and demographics of those counted in the counties. Survey coordinators worked to ensure a representative sample of respondents, garnering information from subpopulations that are often hidden or hard to reach. As volunteers encountered unsheltered homeless persons, they were instructed to use HUD's Observational Tool if respondents declined to participate in the survey. Missing values are listed in this report as "did not respond" or values were extrapolated using HUD's extrapolation tool.

Please note, PIT Count data for Lassen County is not included in this report as their count occurred on a separate day in January.

Extrapolation

The HUD Extrapolation Tool was used on portions of this report and in the final submission to HUD. The tool assists the CoC in extrapolation of gender, ethnicity and race information within each household category for people whom the CoC was not able to collect this information. This tool may be used for extrapolation if reliable data exists for 80 percent or more of the clients. Extrapolation is needed to ensure the number of homeless individuals are not underestimated as a result of unreported data during the time of the count.

Volunteer Recruitment and Training

Many individuals who live and/or work in each county supported NorCal CoC's effort to count the local homeless population. To participate in the count, all volunteers were required to attend a training in the weeks preceding the survey process. Volunteers used paper surveys and were trained on basics such as etiquette, safety and how to administer the survey. Volunteers canvassed routes in each county. In many instances, teams received maps which identified the area to be canvassed which clearly showed the boundaries of the counting area.

Data Quality

The NorCal Lead Agency (Lead Agency), Shasta County Housing and Community Action Agency, oversaw the Point in Time data collection with the assistance of trained staff and volunteers. Due to number of volunteers conducting surveys and completing the data entry, an audit of each survey was completed by the Lead Agency. The audit included evaluating the surveys for data quality, checking the data entry for completeness, and using data logic checks to identify duplicate clients. During the data quality review, it was determined some uses of the observation tool were not in alignment with HUD guidelines. In those instances, the data was not included in this report.

Summary of Excluded Data

Number of Individuals and Reason for Removal	
Data Quality Issues	29
Duplicate Clients	1
Individuals Identified as Not Homeless	65

Appendix A: Definitions and Abbreviations

Annual Homeless Assessment Report (AHAR)

HUD's annual report to Congress on the nature and extent of homelessness nationwide. The report details yearly homelessness counts, demographics, trends, and service usage; reports are compared and contrasted to data collected for previous years, helping to determine if homelessness is increasing or decreasing.

Bed Utilization

An indicator of whether shelter beds are occupied on a particular night or over a period of time.

Chronically Homeless Individual

A homeless adult individual (persons 18 years or older) with a disability who:

- Has been continuously homeless for a year or more
- (OR)
- Has had at least four separate occasions of homelessness in the past three years where the combined total length of time is at least 12 months. Each period separating the occasions must include at least seven nights of living in a situation other than a place not meant for human habitation, in an emergency shelter, or in a safe haven.

Continuum of Care (CoC)

The primary decision-making entity defined in the funding application to HUD as the official body representing a community plan to organize and deliver housing and services to meet the specific needs of people who are homeless as they move to stable housing and maximum self-sufficiency.

Coordinated Entry System

A centralized or coordinated process designed to coordinate program participant intake assessment and provision of referrals. A centralized or coordinated assessment system covers the geographic area, is easily accessed by individuals and families seeking housing or services, is well advertised, and includes a comprehensive and standardized assessment tool.

Disabling Condition

For the purposes of this study, a disabling condition is defined as physical disability, mental illness, depression, alcohol or drug abuse, chronic health problems, HIV/AIDS, Post-traumatic Stress Disorder (PTSD), or a developmental disability that impacts a person's ability to getting housing and/or remaining housed.

Emergency Shelter (ES)

A homeless program that is intended to provide short-term support and emergency housing to homeless individuals. Individuals who are staying in an Emergency Shelter are still considered literally homeless. Emergency shelter may take the form of a congregate shelter, motel voucher, or domestic violence shelter.

Family

Defined as a household with at least one adult and one child under 18.

Homeless Management Information System (HMIS)

The information system designated by the CoC to process Protected Personal Information (PPI) and other data in order to create an unduplicated accounting of homelessness within the CoC. An HMIS may provide other functions beyond unduplicated accounting.

Housing Inventory Count (HIC)

The Point-in-Time inventory of provider programs within the CoC that provide beds and units dedicated to serve persons who are homeless. It should reflect the number of beds and units available on the night designated for the count that are dedicated to serve persons who are homeless, per the HUD homeless definition.

Housing and Urban Development (HUD)

A federal organization aiming to increase homeownership, support community development, and increase access to affordable housing free from discrimination

Permanent Supportive Housing (PSH)

Long-term, community-based housing that has supportive services for homeless persons with disabilities. This type of supportive housing enables the special-needs populations to live as independently as possible in a permanent setting. Permanent housing can be provided in one structure or in several structures and at one site or in multiple structures at scattered sites.

Point-in-Time (PIT)

A snapshot of the homeless population taken on a given day. Since 2005, HUD requires all CoC applicants to complete this count every other year in the last week of January. This count includes a street count in addition to a count of all clients in emergency and transitional beds.

Rapid Re-Housing

Housing relocation and stabilization services and short-and/or medium-term rental assistance as necessary to help individuals or families living in shelters or in places not meant for human habitation move as quickly as possible into permanent housing and achieve stability in that housing. Eligible costs also include utilities, rental application fees, security deposits and last month's rent.

Sheltered Homeless

Sheltered homeless individuals are those who are living in emergency shelters or transitional housing programs.

Single Individual

Refers to an unaccompanied adult or youth.

Transitional Age Youth

Also known as TAY, refers to an unaccompanied youth aged 18-24 years.

Unaccompanied Children

Refers to children under the age of 18 who do not have a parent or guardian present.

Unsheltered Homeless

Homeless individuals unaccompanied by a child under the age of 18 who are living on the streets or in abandoned buildings, storage structures, vehicles, encampments, or any other place unfit for human habitation.

Data Sources

Statistical data on each county was gathered from the following sources:

<https://affordablehousingonline.com>

<https://www.rentdata.org>

<https://en.wikipedia.org>

Acknowledgements

The NorCal Continuum of Care would like to thank the many individuals and agencies who contributed to the 2020 Point-In-Time Count. The participation of community volunteers and partner agencies is critical to the NorCal CoC's PIT success. Countless community volunteers, City and County employees, and local community-based organizations assisted with the count, from the initial planning to the publication of this report. It is impossible to name every person involved, but their support was inspiring and invaluable to this process.

[Del Norte County – Lead Organizer: Carmen Fong Chavez](#)

[Shasta County – Lead Organizer: Amber Middleton](#)

[Sierra County – Lead Organizer: Laurie March](#)

[Siskiyou County – Lead Organizer: Ed Pecis](#)

[Modoc County – Lead Organizer: Diane G. Fogle](#)

[Plumas County – Lead Organizer: Cathy Rahmeyer](#)



2021 Sheltered PIT Survey Attachment C

Interviewer: _____ Phone Number: _____

County (Circle One):	Del Norte	Lassen	Modoc	Plumas	Shasta	Sierra	Siskiyou
----------------------	-----------	--------	-------	--------	--------	--------	----------

1. How many adults and children are there in your household? _____ Adults _____ Children

2. Where did you sleep on the night of January 25, 2021? (Select One)

If any of these are checked Stop Survey	
<input type="checkbox"/> Motel/hotel (paid w/own funds)	<input type="checkbox"/> Jail or prison
<input type="checkbox"/> House or apartment rented or owned	<input type="checkbox"/> With a friend or family in their home
<input type="checkbox"/> Street or Sidewalk	<input type="checkbox"/> Vehicle/Boat
<input type="checkbox"/> Outdoor Encampment	<input type="checkbox"/> Park

Sheltered	
<input type="checkbox"/> Emergency Shelter (name of project):	<input type="checkbox"/> Transitional Housing (name of project, cannot be family or friend's home):
<input type="checkbox"/> Motel/Hotel (pd with voucher- name of location):	<input type="checkbox"/> Motel/Hotel Project Room Key (pd with voucher- name of location):

3. Have you already taken this survey this week? Yes *If YES, stop survey* No

	Person #1	Person #2	Person #3	Person #4
4. What are your Initials?				
5. Relationship to Head of Household	<input type="checkbox"/> Self <input type="checkbox"/> Spouse/Partner <input type="checkbox"/> Child <input type="checkbox"/> Other Relative <input type="checkbox"/> Unrelated	<input type="checkbox"/> Self <input type="checkbox"/> Spouse/Partner <input type="checkbox"/> Child <input type="checkbox"/> Other Relative <input type="checkbox"/> Unrelated	<input type="checkbox"/> Self <input type="checkbox"/> Spouse/Partner <input type="checkbox"/> Child <input type="checkbox"/> Other Relative <input type="checkbox"/> Unrelated	<input type="checkbox"/> Self <input type="checkbox"/> Spouse/Partner <input type="checkbox"/> Child <input type="checkbox"/> Other Relative <input type="checkbox"/> Unrelated
6. What is your gender?	<input type="checkbox"/> Male <input type="checkbox"/> Female <input type="checkbox"/> TransMale (F2M) <input type="checkbox"/> TransFemale (M2F) <input type="checkbox"/> Gender Non-Conforming <input type="checkbox"/> Don't Know <input type="checkbox"/> Refused	<input type="checkbox"/> Male <input type="checkbox"/> Female <input type="checkbox"/> TransMale (F2M) <input type="checkbox"/> TransFemale (M2F) <input type="checkbox"/> Gender Non-Conforming <input type="checkbox"/> Don't Know <input type="checkbox"/> Refused	<input type="checkbox"/> Male <input type="checkbox"/> Female <input type="checkbox"/> TransMale (F2M) <input type="checkbox"/> TransFemale (M2F) <input type="checkbox"/> Gender Non-Conforming <input type="checkbox"/> Don't Know <input type="checkbox"/> Refused	<input type="checkbox"/> Male <input type="checkbox"/> Female <input type="checkbox"/> TransMale (F2M) <input type="checkbox"/> TransFemale (M2F) <input type="checkbox"/> Gender Non-Conforming <input type="checkbox"/> Don't Know <input type="checkbox"/> Refused
7. What is your age range?	<input type="checkbox"/> Under 5 <input type="checkbox"/> 5-12 <input type="checkbox"/> 13-17 <input type="checkbox"/> 18-24 <input type="checkbox"/> 25-34 <input type="checkbox"/> 35-44 <input type="checkbox"/> 45-54 <input type="checkbox"/> 55-61 <input type="checkbox"/> 62+	<input type="checkbox"/> Under 5 <input type="checkbox"/> 5-12 <input type="checkbox"/> 13-17 <input type="checkbox"/> 18-24 <input type="checkbox"/> 25-34 <input type="checkbox"/> 35-44 <input type="checkbox"/> 45-54 <input type="checkbox"/> 55-61 <input type="checkbox"/> 62+	<input type="checkbox"/> Under 5 <input type="checkbox"/> 5-12 <input type="checkbox"/> 13-17 <input type="checkbox"/> 18-24 <input type="checkbox"/> 25-34 <input type="checkbox"/> 35-44 <input type="checkbox"/> 45-54 <input type="checkbox"/> 55-61 <input type="checkbox"/> 62+	<input type="checkbox"/> Under 5 <input type="checkbox"/> 5-12 <input type="checkbox"/> 13-17 <input type="checkbox"/> 18-24 <input type="checkbox"/> 25-34 <input type="checkbox"/> 35-44 <input type="checkbox"/> 45-54 <input type="checkbox"/> 55-61 <input type="checkbox"/> 62+
8. What is your race? Fill in Name of Tribe or Other	<input type="checkbox"/> American Indian or Alaskan Native Name of Tribe: _____ <input type="checkbox"/> Asian <input type="checkbox"/> Black or African American <input type="checkbox"/> Native Hawaiian or Pacific Islander <input type="checkbox"/> White <input type="checkbox"/> Other: _____ <input type="checkbox"/> Don't Know <input type="checkbox"/> Refused	<input type="checkbox"/> American Indian or Alaskan Native Name of Tribe: _____ <input type="checkbox"/> Asian <input type="checkbox"/> Black or African American <input type="checkbox"/> Native Hawaiian or Pacific Islander <input type="checkbox"/> White <input type="checkbox"/> Other: _____ <input type="checkbox"/> Don't Know <input type="checkbox"/> Refused	<input type="checkbox"/> American Indian or Alaskan Native Name of Tribe: _____ <input type="checkbox"/> Asian <input type="checkbox"/> Black or African American <input type="checkbox"/> Native Hawaiian or Pacific Islander <input type="checkbox"/> White <input type="checkbox"/> Other: _____ <input type="checkbox"/> Don't Know <input type="checkbox"/> Refused	<input type="checkbox"/> American Indian or Alaskan Native Name of Tribe: _____ <input type="checkbox"/> Asian <input type="checkbox"/> Black or African American <input type="checkbox"/> Native Hawaiian or Pacific Islander <input type="checkbox"/> White <input type="checkbox"/> Other: _____ <input type="checkbox"/> Don't Know <input type="checkbox"/> Refused
9. Are you Hispanic or Latino? (Ethnicity)	<input type="checkbox"/> Yes <input type="checkbox"/> No <input type="checkbox"/> Don't Know <input type="checkbox"/> Refused	<input type="checkbox"/> Yes <input type="checkbox"/> No <input type="checkbox"/> Don't Know <input type="checkbox"/> Refused	<input type="checkbox"/> Yes <input type="checkbox"/> No <input type="checkbox"/> Don't Know <input type="checkbox"/> Refused	<input type="checkbox"/> Yes <input type="checkbox"/> No <input type="checkbox"/> Don't Know <input type="checkbox"/> Refused

10. Is this your first time homeless? If no, answer Ques #12 and #13.	<input type="checkbox"/> Yes <input type="checkbox"/> No <input type="checkbox"/> Don't Know <input type="checkbox"/> Refused	<input type="checkbox"/> Yes <input type="checkbox"/> No <input type="checkbox"/> Don't Know <input type="checkbox"/> Refused	<input type="checkbox"/> Yes <input type="checkbox"/> No <input type="checkbox"/> Don't Know <input type="checkbox"/> Refused	<input type="checkbox"/> Yes <input type="checkbox"/> No <input type="checkbox"/> Don't Know <input type="checkbox"/> Refused
--	---	---	---	---

11. How long have you been homeless this time? Include time spent in shelters or on the streets only.	<input type="checkbox"/> 0- 3 mo. <input type="checkbox"/> 4 -6 mo. <input type="checkbox"/> 7 -11 mo. <input type="checkbox"/> 1 -2 yrs. <input type="checkbox"/> 2 -3 yrs. <input type="checkbox"/> Over 3 yrs.	<input type="checkbox"/> 0- 3 mo. <input type="checkbox"/> 4 -6 mo. <input type="checkbox"/> 7 -11 mo. <input type="checkbox"/> 1 -2 yrs. <input type="checkbox"/> 2 -3 yrs. <input type="checkbox"/> Over 3 yrs.	<input type="checkbox"/> 0- 3 mo. <input type="checkbox"/> 4 -6 mo. <input type="checkbox"/> 7 -11 mo. <input type="checkbox"/> 1 -2 yrs. <input type="checkbox"/> 2 -3 yrs. <input type="checkbox"/> Over 3 yrs.	<input type="checkbox"/> 0- 3 mo. <input type="checkbox"/> 4 -6 mo. <input type="checkbox"/> 7 -11 mo. <input type="checkbox"/> 1 -2 yrs. <input type="checkbox"/> 2 -3 yrs. <input type="checkbox"/> Over 3 yrs.
*12. How many months did you stay in shelters or on the streets over the past 3 years?	<input type="checkbox"/> 0- 3 mo. <input type="checkbox"/> 4 -6 mo. <input type="checkbox"/> 7 -11 mo. <input type="checkbox"/> 1 -2 yrs. <input type="checkbox"/> 2 -3 yrs. <input type="checkbox"/> Over 3 yrs.	<input type="checkbox"/> 0- 3 mo. <input type="checkbox"/> 4 -6 mo. <input type="checkbox"/> 7 -11 mo. <input type="checkbox"/> 1 -2 yrs. <input type="checkbox"/> 2 -3 yrs. <input type="checkbox"/> Over 3 yrs.	<input type="checkbox"/> 0- 3 mo. <input type="checkbox"/> 4 -6 mo. <input type="checkbox"/> 7 -11 mo. <input type="checkbox"/> 1 -2 yrs. <input type="checkbox"/> 2 -3 yrs. <input type="checkbox"/> Over 3 yrs.	<input type="checkbox"/> 0- 3 mo. <input type="checkbox"/> 4 -6 mo. <input type="checkbox"/> 7 -11 mo. <input type="checkbox"/> 1 -2 yrs. <input type="checkbox"/> 2 -3 yrs. <input type="checkbox"/> Over 3 yrs.
*13. How many separate times have you stayed in shelters or on the streets during the past 3 years?	<input type="checkbox"/> Less than 4 <input type="checkbox"/> 4 or more <input type="checkbox"/> Don't Know <input type="checkbox"/> Refused	<input type="checkbox"/> Less than 4 <input type="checkbox"/> 4 or more <input type="checkbox"/> Don't Know <input type="checkbox"/> Refused	<input type="checkbox"/> Less than 4 <input type="checkbox"/> 4 or more <input type="checkbox"/> Don't Know <input type="checkbox"/> Refused	<input type="checkbox"/> Less than 4 <input type="checkbox"/> 4 or more <input type="checkbox"/> Don't Know <input type="checkbox"/> Refused

14. What is the primary reason of homelessness? (Circle Only One)

Child/Elder Abuse/Neglect	Family Break Up	Incarceration	Medical Issues	Overcrowded	Sudden Loss of Income
Domestic Violence	Fire	Mental Health	Relocation	Loss of Employment	Gender Identification
Lack of Job Skills	Natural Disaster	Stranded Traveler	Eviction	Illness	Alcohol Abuse
Drug Abuse	COVID-19	Refused	Doesn't Know	Other: _____	

15. What brought you to this county? Grew Up Here Family Here Good Social Services Affordable Housing Friends Here Other

16. How long have you lived in this county? Less than 6 months 6 months to 1 yr. 1-5 yrs. 6-10 yrs.
 Over 10 yrs. Refuse Other

17. Are you homeless as a result of a natural disaster?	<input type="checkbox"/> Yes <input type="checkbox"/> No <input type="checkbox"/> Don't Know <input type="checkbox"/> Refused	<input type="checkbox"/> Yes <input type="checkbox"/> No <input type="checkbox"/> Don't Know <input type="checkbox"/> Refused	<input type="checkbox"/> Yes <input type="checkbox"/> No <input type="checkbox"/> Don't Know <input type="checkbox"/> Refused	<input type="checkbox"/> Yes <input type="checkbox"/> No <input type="checkbox"/> Don't Know <input type="checkbox"/> Refused
18. Which natural disaster? (fill in)				
19. Are you a Veteran of the Armed Forces?	<input type="checkbox"/> Yes <input type="checkbox"/> No <input type="checkbox"/> Don't Know <input type="checkbox"/> Refused	<input type="checkbox"/> Yes <input type="checkbox"/> No <input type="checkbox"/> Don't Know <input type="checkbox"/> Refused	<input type="checkbox"/> Yes <input type="checkbox"/> No <input type="checkbox"/> Don't Know <input type="checkbox"/> Refused	<input type="checkbox"/> Yes <input type="checkbox"/> No <input type="checkbox"/> Don't Know <input type="checkbox"/> Refused
20. Do you have the following conditions? (Check all that apply)	<input type="checkbox"/> Alcohol Abuse <input type="checkbox"/> Drug Abuse <input type="checkbox"/> Chronic Health Condition <input type="checkbox"/> Mental Health <input type="checkbox"/> Physical Disability <input type="checkbox"/> Developmental Disability <input type="checkbox"/> AIDS or HIV Related <input type="checkbox"/> Don't Know <input type="checkbox"/> Refuse	<input type="checkbox"/> Alcohol Abuse <input type="checkbox"/> Drug Abuse <input type="checkbox"/> Chronic Health Condition <input type="checkbox"/> Mental Health <input type="checkbox"/> Physical Disability <input type="checkbox"/> Developmental Disability <input type="checkbox"/> AIDS or HIV Related <input type="checkbox"/> Don't Know <input type="checkbox"/> Refuse	<input type="checkbox"/> Alcohol Abuse <input type="checkbox"/> Drug Abuse <input type="checkbox"/> Chronic Health Condition <input type="checkbox"/> Mental Health <input type="checkbox"/> Physical Disability <input type="checkbox"/> Developmental Disability <input type="checkbox"/> AIDS or HIV Related <input type="checkbox"/> Don't Know <input type="checkbox"/> Refuse	<input type="checkbox"/> Alcohol Abuse <input type="checkbox"/> Drug Abuse <input type="checkbox"/> Chronic Health Condition <input type="checkbox"/> Mental Health <input type="checkbox"/> Physical Disability <input type="checkbox"/> Developmental Disability <input type="checkbox"/> AIDS or HIV Related <input type="checkbox"/> Don't Know <input type="checkbox"/> Refuse
21. Has any long-term disability impaired your ability to hold a job or live independently?	<input type="checkbox"/> Yes <input type="checkbox"/> No <input type="checkbox"/> Don't Know <input type="checkbox"/> Refused	<input type="checkbox"/> Yes <input type="checkbox"/> No <input type="checkbox"/> Don't Know <input type="checkbox"/> Refused	<input type="checkbox"/> Yes <input type="checkbox"/> No <input type="checkbox"/> Don't Know <input type="checkbox"/> Refused	<input type="checkbox"/> Yes <input type="checkbox"/> No <input type="checkbox"/> Don't Know <input type="checkbox"/> Refused
22. Do you have a felony conviction?	<input type="checkbox"/> Yes <input type="checkbox"/> No <input type="checkbox"/> Don't Know <input type="checkbox"/> Refused	<input type="checkbox"/> Yes <input type="checkbox"/> No <input type="checkbox"/> Don't Know <input type="checkbox"/> Refused	<input type="checkbox"/> Yes <input type="checkbox"/> No <input type="checkbox"/> Don't Know <input type="checkbox"/> Refused	<input type="checkbox"/> Yes <input type="checkbox"/> No <input type="checkbox"/> Don't Know <input type="checkbox"/> Refused
23. Have you ever been denied housing because of a criminal conviction?	<input type="checkbox"/> Yes <input type="checkbox"/> No <input type="checkbox"/> Don't Know <input type="checkbox"/> Refused	<input type="checkbox"/> Yes <input type="checkbox"/> No <input type="checkbox"/> Don't Know <input type="checkbox"/> Refused	<input type="checkbox"/> Yes <input type="checkbox"/> No <input type="checkbox"/> Don't Know <input type="checkbox"/> Refused	<input type="checkbox"/> Yes <input type="checkbox"/> No <input type="checkbox"/> Don't Know <input type="checkbox"/> Refused
24. Are you currently fleeing domestic violence, dating violence, sexual assault or stalking situation?	<input type="checkbox"/> Yes <input type="checkbox"/> No <input type="checkbox"/> Don't Know <input type="checkbox"/> Refused	<input type="checkbox"/> Yes <input type="checkbox"/> No <input type="checkbox"/> Don't Know <input type="checkbox"/> Refused	<input type="checkbox"/> Yes <input type="checkbox"/> No <input type="checkbox"/> Don't Know <input type="checkbox"/> Refused	<input type="checkbox"/> Yes <input type="checkbox"/> No <input type="checkbox"/> Don't Know <input type="checkbox"/> Refused
25. Did you ever live in foster care or a group home?	<input type="checkbox"/> Yes <input type="checkbox"/> No <input type="checkbox"/> Don't Know <input type="checkbox"/> Refused	<input type="checkbox"/> Yes <input type="checkbox"/> No <input type="checkbox"/> Don't Know <input type="checkbox"/> Refused	<input type="checkbox"/> Yes <input type="checkbox"/> No <input type="checkbox"/> Don't Know <input type="checkbox"/> Refused	<input type="checkbox"/> Yes <input type="checkbox"/> No <input type="checkbox"/> Don't Know <input type="checkbox"/> Refused
26. If yes, what age did you exit?	<input type="checkbox"/> Under 15 yrs <input type="checkbox"/> 15-18 yrs <input type="checkbox"/> Over 18 yrs	<input type="checkbox"/> Under 15 yrs <input type="checkbox"/> 15-18 yrs <input type="checkbox"/> Over 18 yrs	<input type="checkbox"/> Under 15 yrs <input type="checkbox"/> 15-18 yrs <input type="checkbox"/> Over 18 yrs	<input type="checkbox"/> Under 15 yrs <input type="checkbox"/> 15-18 yrs <input type="checkbox"/> Over 18 yrs
27. Do you receive any disability benefits such as SSI, SSA, SDI or Veteran's Disability benefits?	<input type="checkbox"/> Yes <input type="checkbox"/> No <input type="checkbox"/> Don't Know <input type="checkbox"/> Refused	<input type="checkbox"/> Yes <input type="checkbox"/> No <input type="checkbox"/> Don't Know <input type="checkbox"/> Refused	<input type="checkbox"/> Yes <input type="checkbox"/> No <input type="checkbox"/> Don't Know <input type="checkbox"/> Refused	<input type="checkbox"/> Yes <input type="checkbox"/> No <input type="checkbox"/> Don't Know <input type="checkbox"/> Refused

2021 PIT Sheltered Survey Instructions

Sample Introduction:

“Hello, my name is {*Your Name*}, and I am conducting a brief survey. This survey will only take a few moments, is confidential, and may help us advocate for more resources.

May I ask you a few questions about your housing and service needs?” Yes or No

When asking questions, remind them that their answers are confidential and anonymous.

For Households: If all household members are present, ask each person for their answers. If other HH members are not present, then person 1 should answer for them. Complete columns for person 2-4 in order of oldest to youngest. If more than 4 people are in the HH, use another survey.